

Paragon Semiconductor Lighting Technology

PSLT

ParagonLED

Specifications

Product Type : SDAC-160-6969-230V-45

Issued Date : 07/01/2013

Paragon Semiconductor Lighting Technology Co., Ltd.
Headquarters: 3F., No.369, Sec. 2, Wenhua 2nd Rd., Linkou Dist., New Taipei City 244, Taiwan (R.O.C.)
TEL: +886-2-2602-1066 FAX: 886-2-2601-0508

Contents

1. General Description

1-1 Naming Rule

1-2 Outline dimensions

2. Electro-optical characteristics

2-1 Absolute Maximum Rating

2-2 Electro-optical characteristics

2-3 Graphs

2-4 Layout

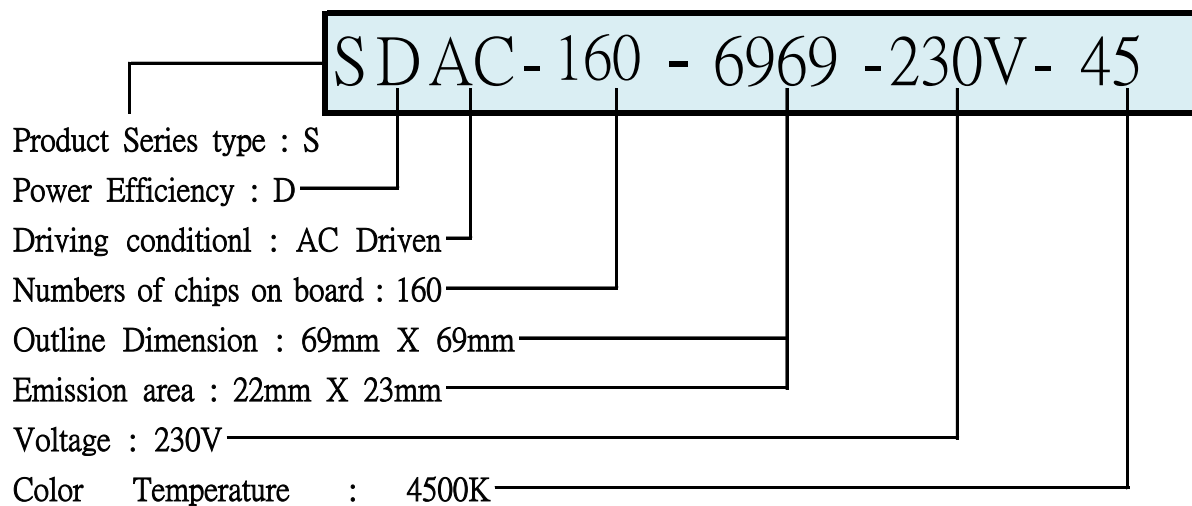
3. Junction Temperature measurement

4. Reliability Test

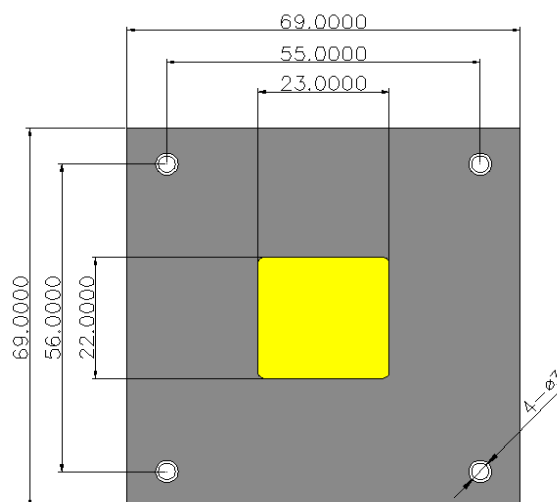
5. Instruction of ring

1. General Description

(1) Naming rule



(2) Outline Dimensions (Unit : mm / Tolerance: 0.2mm)



Thickness : 8.0 ± 0.2 mm

2. Electro-Optical Characteristics

(1) Absolute Maximum Rating

Parameter	Symbol	Value	Unit
Power Dissipation	PD	66	W
Forward Current	IF	—	mA
Forward Voltage	VF	220 ~ 250	V
Operating Temperature	Topr	-40 ~ +105	°C
Storage Temperature	Tstg	-40 ~ +105	°C
Assembly process temperature	Tsol	<300°C , 5 secs	

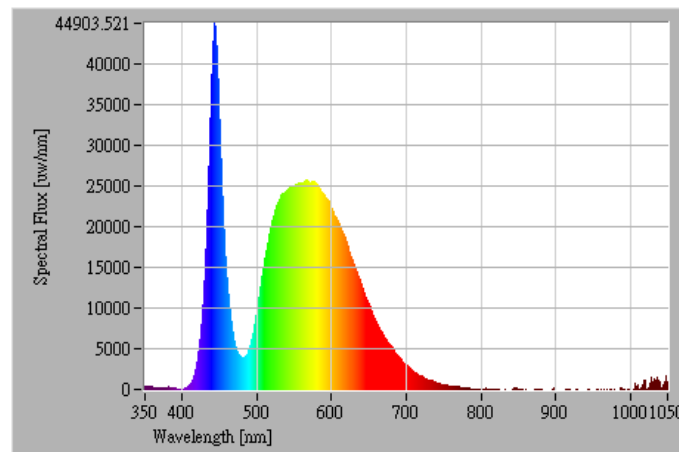
(2) Electro-Optical Characteristics

Parameter	Symbol	Condition	Min	Typ	Max	Unit
Forward Voltage	VF	–	220	230	250	V
Reverse Current	IR	–	–	–	–	μA
Luminous Intensity	Φ_v	VF=230V	–	5610	–	Lm
Color rendering	Ra	VF=230V	–	85	–	

Notice: Operating voltage of SDAC-160 product varies from 220V~250V · users must keep the temperature of solder joint point under 105°C (with suitable heat sink), or may cause Serious luminous decay. We DO NOT guarantee of improper use.

(3) Characteristics

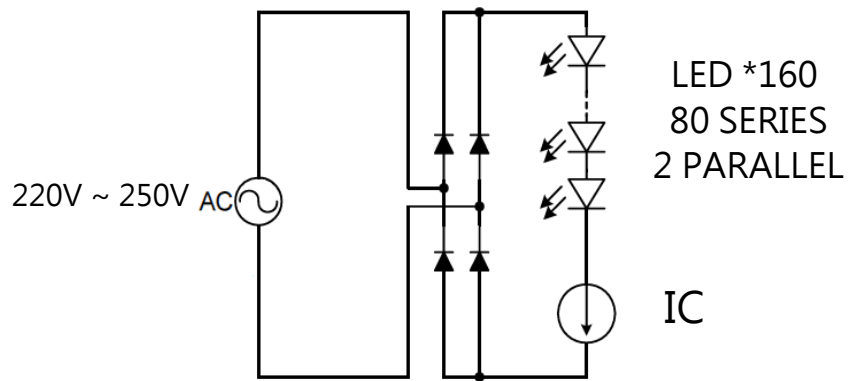
Spectrum



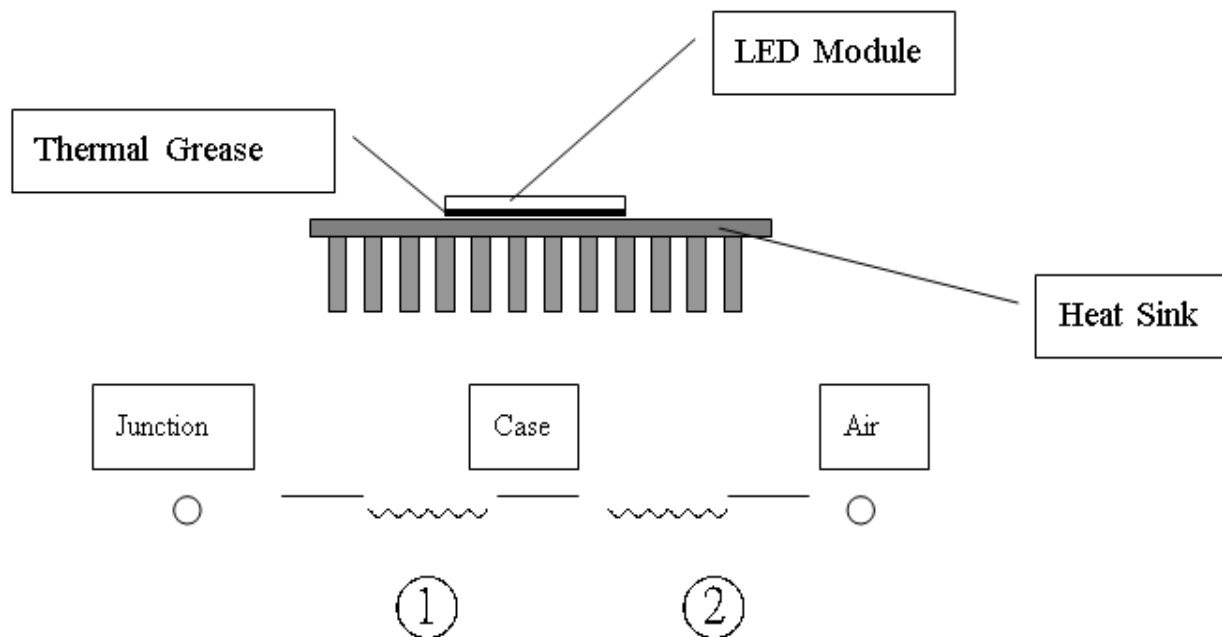
Candle Power Distribution & Cartesian Coordinate



(4) Layout



3. Junction Temperature Measurement



① Thermal resistance of Junction to Case without heat sink : 10(°C/W) [Reference Value]

② Thermal resistance of Case to Ambient Air: Depending on what kind of heat sink users choose. In ideal thermal dissipation situation, the thermal resistance is about 1~2 °C/W.

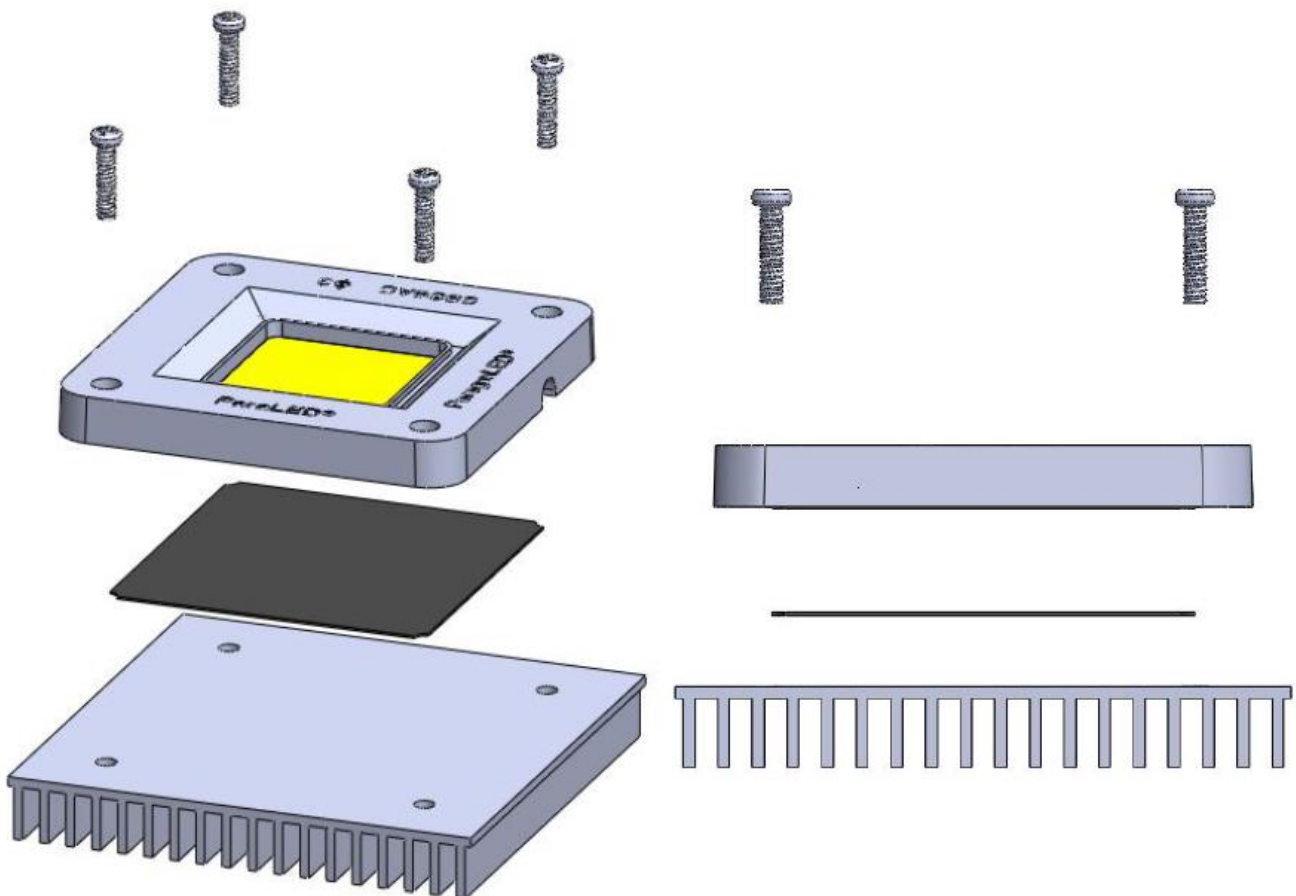
4. Reliability Test

Test Item	Test Conditions	Number of failed
High Temperature Storage Test	Tstg= +105°C , x1,000 hrs	0/20
Low Temperature Storage Test	Tstg=-40°C , x1,000 hrs	0/20
Continous Light-on Test	Ta= 25°C , RH=65% , x1,000 hrs	0/20
Boiling Test	Ta=100°C , RH=100% , X180mins	0/20
Thermal Cycle Test	- 40°Cx30mins , 80°Cx30mins , 100cycles	0/20

Measuring Item	Measuring Condition	Judging Criteria of Failure
Forward Voltage	VF=230V	> 0 x 1.1
Total Luminous Flux	VF=230V	< L x 0.85

5. Instruction of ring

Dielectric Breakdown Voltage (Vac) of Thremal Pad must >4 KV



***WARNING : Please ground lighting fixtures while designing lamps.
If any damage or defect of LED caused without grounding, we do not guarantee of improper use.***