

Over the past forty years, the GHYCZY collection has grown organically from Peter Ghyczy's relentless creativity and innovative spirit. Peter's designs are constantly evolving, but the collection is united by the trademarked casting and clamping techniques of solid material that he personally developed. These ground-breaking methods not only paved the way for new modernist design expressions, but also allowed for minimum use of material. Inspired by his travels and migration through central Europe, the distinct GHYCZY aesthetic captures Peter Ghyczy's unique cultural heritage and his eclectic, elegant eye.



FAMILY OWNED SINCE 1971

GHYCZY [gitsi] was founded in 1971 by the acclaimed architect and designer Peter Ghyczy, who early in his career developed pioneering techniques of furniture making that have influenced the design industry for more than forty-five years. Today, GHYCZY is a family heirloom: Peter’s son, Felix, joined the business in 2001 and together the duo continues to build on the GHYCZY heritage from their family atelier nestled in the flatlands of Swalmen, the Netherlands.

Though the collection initially launched in 1971 with a single item—the classic T09 table—today it includes an expansive selection of tables, seating, shelving, cabinets and lighting. All GHYCZY designs are made-to-order and hand-crafted from the finest materials. The collection features high quality patinas and finishes that only become more appealing with time, and each piece derives its elegant character from nature’s imperfections: from the cracks and knots in wood, to the irregularities of stone or the pores caused by sand-casting in metal, these organic touches are a GHYCZY signature.



6.	THE MATERIALS
15.	BESPOKE
16.	CRAFTSMANSHIP
21.	OUR PHILOSOPHY
22.	GHYCZY LIVING
24.	REFINED ECLECTICISM
52.	SOFT SOPHISITCATION
84.	BOLD MINIMALISM
118.	THE 2018 SELECTION
193.	GHYCZY ARCHIVE
225.	MAINTENANCE
226.	SAMPLES
230.	PRODUCT OVERVIEW
243.	MASTER SERIES

MATERIALS

Made with only the highest quality materials supplied by local producers, GHYCZY designs are made to outlast generations of use.

GHYCZY crafts premium quality products with enduring constructions, and our designs use as little raw material as possible, ensuring minimal waste.

Using our trademarked techniques for working with glass, solid wood and cast metal, GHYCZY has redefined the design aging process: our products only increase in value and appeal over time.





METAL

At GHYCZY we often combine casted metal with stainless steel tubing.

Skilled local craftsmen use age-old traditions to cast GHYCZY metal parts together, ensuring maximum strength. Small pores and irregularities are characteristic of any casting process and determine a unique finish to all designs. Any casted parts of a GHYCZY design are a solid, polished piece of handcrafted excellence.

The stainless steel is sourced from Scandinavia, its high nickel and chromium content makes for the strongest of metals.



WOOD

GHYCZY carefully selects solid wood of German origin. The wood is ‘slow dried’, this is a natural process of drying the wood and takes at least 3 years.

Wood is a living natural product and can respond to changes in temperature and humidity by expanding or shrinking.

The knots or cracks that can be seen are natural characteristics, not considered errors, or faulty by any means. Each piece of wood is unique in its look and structure, texture and colour. Another aspect that makes every GHYCZY piece unique from the next.






FABRIC

For the 2018 collection GHYCZY has assembled a selection of beautiful subdued colors. All colors are easy to combine. We have also used a large variety of structures to be used within the same interior. All fabrics are made in Europe and are made to last, so that one can enjoy the product by using it all day, every day.

LEATHER & STONE

We like to play and explore with new materials for our table tops. Granite and marble surfaces provided a lively natural characteristic. Alabaster is casted glass made by german craftsmen. In a special process the product is made from recycled high quality low iron glass used for solar panels. The color is crispy polar white and crashes into modernity. We use leather for its softness in touch, the two tones we have selected suit a variety of interiors.





GLASS

High quality, stress-free float glass is able to withstand a high load capacity. Glass is extremely hard by nature. Metal objects of brass or silver will not cause scratches or abrasions to glass. Scratches can occur through porcelain or pottery. It is recommended that any glass table that feature clamping should be lifted when moved, and never dragged or pulled across a floor.day.

LAMPSHADES

At GHYCZY we use natural silk for our main collection of lampshades. The silk is sourced from Paris. Touched by beauty of imperfection, the characteristics of natural silk transmit light beautifully. We have selected a soft tone palet to choose from.





BESPOKE

At its essence, every GHYCZY design is about originality. Every piece is made-to-order and entirely customisable as we offer a variety of metal finishes and colour treatments, in addition to sizing options.

Because every piece is bespoke, GHYCZY holds no stock. Customers choose a design from the collection, specify their unique requirements, and then we custom make the product.

- 1. Browse through the GHYCZY catalogue.
- 2. Specify the dimensions that suit your requirements.
- 3. Choose materials and finishes.
- 4. You’ve created your personal GHYCZY design.

The GHYCZY staff is available for personal advice and assistance.

CRAFTSMANSHIP

At GHYCZY, craftsmanship is paramount to what we do. Every single product is handmade by our highly skilled craftsmen and women, who take enormous pride in their work.

From hand-poured casts and aged wood hand-polished to perfection, to sanding and wood staining by hand, every part of the GHYCZY design process has a human touch.

Every GHYCZY product is signed by the craftsman who made it, numbered, and finally registered to its owner, who can always trace it back to its original maker.

Our craftsman are all experts in their field, and it takes six years of training before a craftsman can become part of the GHYCZY family. Craftsmanship like this takes time. A passion for handmade excellence is what makes GHYCZY unlike any other furniture company in the world.





ZUBHO

NOVACON

Flammable liquid
6071 PS

Measuring cup with scale

DEKSEL
GROOT

Colad

Nitrile Gloves Blue



OUR PHILOSOPHY

Every GHYCZY design is inspired by its purpose. Technical solutions are applied in new and innovative ways. Crafted from premium materials that age gracefully, GHYCZY designs are made to last a lifetime and every piece reveals the unique story of its owner. GHYCZY designs might be imitated, but they are never replicated; they are collectable, but intended to be used and enjoyed - all day, every day.

“Every new design offers a challenge to redefine archetypes with contemporary materials and techniques.”

Peter Ghyczy

GHYCZY LIVING

To fully capture the aesthetic spirit of our brand, and showcase the versatility of our designs, every season we create several unique interiors that reveal our collection in different contexts. From a brightly-hued and eclectic country residence, to a subdued and sophisticated urban loft in a dusty palette, the GHYCZY collection can accommodate varied tastes and temperaments. Flexible but distinctive, GHYCZY always looks at home.





Previous page

Side table—Pioneer T79L
 Armchair—Urban GP03
 Lamp—Urban MW07
 Side table—Pivot T82 Limited
 Stool—Concept
 Sofa—Urban GP01
 Floorlamp—Concept
 Lamp—Urban MW16
 Coffee table—Pioneer T55D
 Bench—Duet GB03
 Armchair—Safari GP05
 Cabinet—Biri C03 Limited

Left

Trolley—Pioneer T63DB
 Desk—Pioneer T66/2
 Lamp—Urban MW10
 Chair—Urban S02
 Coatrack—Urban G01





Duet GB03
Upholstered bench on a slender metal frame. A light weight construction, easy to pick up and move. Customisable in size; can be used as footrest or bed-end.



L 90 x W 50 x H 43
Brass aged frame
Brass aged details
Fabric F/23
Designed by Peter Ghyczy
2016



This page
Side table—Embassy T81/2

Right
Chair—Urban GP03
Lamp—Vintage
Console table—Embassy T81/2D
Floor lamp—Urban MW24



Left

Side table—Pivot T82 the Collective Studio

Right

Side table—Pioneer T79DB

Side table—Pivot T82 the Collective Studio

Dining table—Pivot T48/4 2016 alabaster

Pendant lamp —Concept

Chair —Urban S02

Lamp —Urban MW16



Pioneer T79DB

The T79 is versatile as it is modest. Three stainless steel legs are secured to the glass top by cast metal details. To be ordered in different heights and arranged as nesting tables. The 10 mm glass top is available in clear, 'optiwhite', tinted or satin finish.



D 50 x H 50
Glass 10 mm
Stainless steel gloss legs
Aluminium gloss details
Walnut tray
Designed by Peter Ghyczy
2012



Urban GP01

This sofa has an airy and light weight architectural construction. This contrasts with soft cushions resting on the metal frame. The seat and back cushions are made of materials to ensure longevity and comfort. The two big armrest cushions wrap around the metal armrest to make leaning soft. GP01 is designed with an adjustable backrest, which allows to adjust the seat depth. The sofa has an appealing look from all sides and can easily be placed in the middle of a room. The 2 meter version is designed so that it can be used as a (day)bed.

L 200 x W 90 x SH 41
Ristretto frame
Ristretto details
Fabric V/05
Ribbon C
Designed by Peter Ghyczy
2009



Urban S02

Avant-garde in its look and function, this lightweight design features a flexible backrest, which adjusts to the movement of the person using it. Supportive regardless of a person's size, it is a piece that possesses unexpected practicality. The frame of this chair is made from a stainless steel tube bent in a flowing line. The backrest pivots for greater comfort.



H 83 x W 50 x SH 44

Brass aged frame

Brass aged details

Fabric H/35

Designed by Peter Ghyczy

1986

Urban GP03

The construction of this chair is reduced to the minimum while keeping the comfort. The two curved intersecting frames support the upholstery. The form of the frame illustrates the load resting on them and gives an harmonious image.



L 70 x W 70 x SH 41
Ristretto frame
Fabric H/15
Ribbon C
Designed by Peter Ghyczy
2016

Pioneer T55D

A table reduced to it's quintessence. The T55 can be ordered in an endless amount of options. Multiple dimensions can be adapted the recreate side and a coffeetable. The discreet legs support the glass tabletop. Constructed of square 3 x 3 tubes and secured to the tabletop by cast metal details. The 15 mm glass top is available in clear, optiwhite or satin finish. The strong construction makes this table versatile, while it's elegance makes it appropriate for every decor.



L 70 x W 140 x H 50
Glass 15 mm
Ristretto legs
Brass gloss details
Designed by Peter Ghyczy
2003



Pioneer T53C

The frame is constructed of 3 × 3 square tubes and secured to the tabletop by cast metal details. The 15 mm glass top is available in clear, optiwhite or satin finish. The strong construction makes this table versatile, fitting every interior with timeless elegance.



L 50 x W 50 x H 50
Glass optiwhite 15 mm
Brass matt legs
Brass matt details
Designed by Peter Ghyczy
1995



[This page](#)
Armchair—Urban GN2
Side table—Pivot T82 the Collective Studio
Sofa—UrbanGP01
Chair—Urban S02+
Armchair—Safari GP05



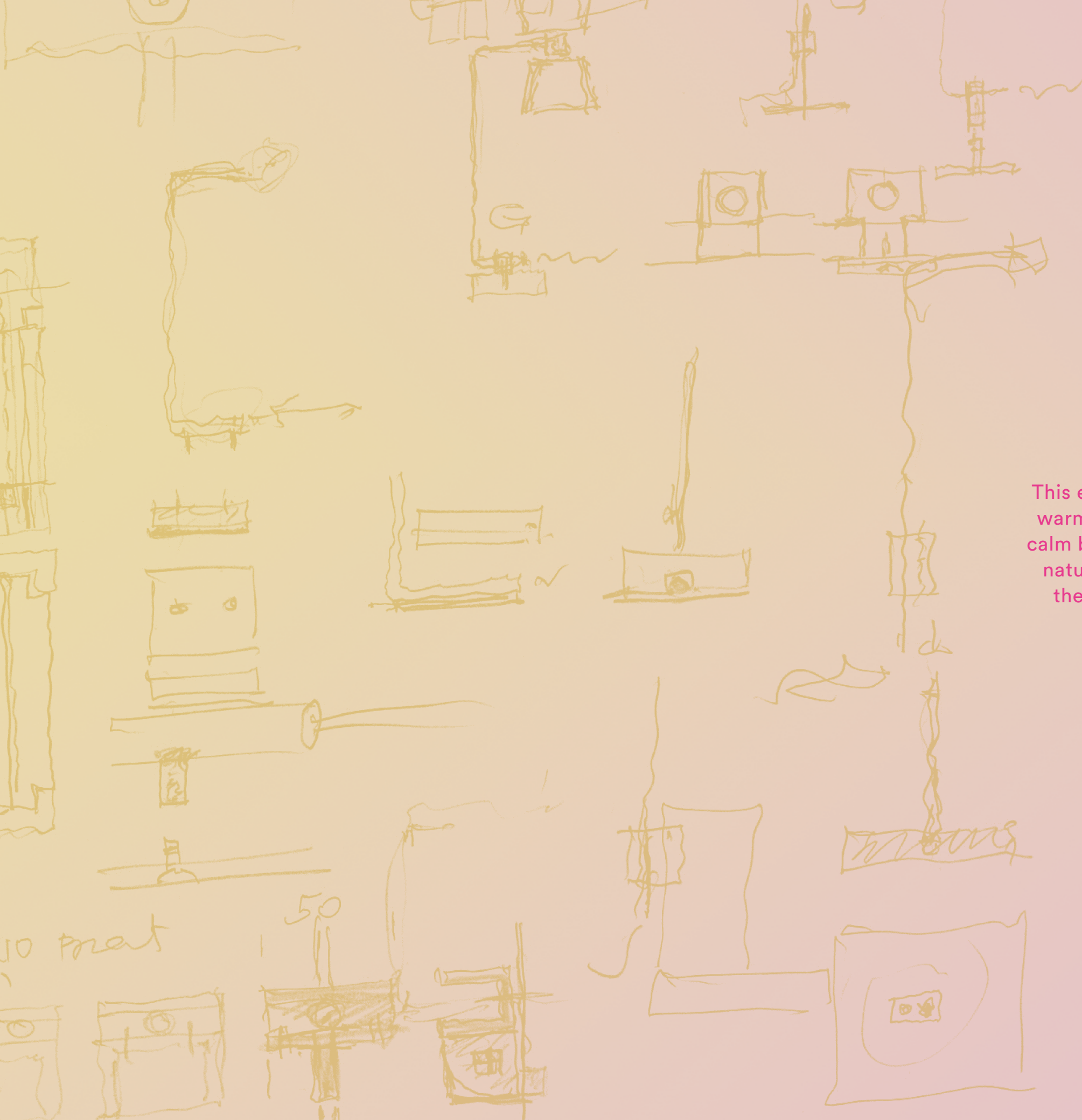
Urban S02+

Avant-garde in its look and function, this lightweight design features a flexible backrest, which adjusts to the movement of the person using it. Supportive regardless of a person's size, it is a piece that possesses unexpected practicality. The frame of this chair is made from a stainless steel tube bent in a flowing line. The backrest pivots for greater comfort.



H 83 x W 50 x SH 44
Ristretto frame
Ristretto details
Fabric F/22
Designed by Peter Ghyczy
1986





SOFT SOPHISTICATION

This elegant home contrasts a subdued palette of dusty pinks and warm woods with tougher touches of metal and glass, creating a calm but decisively contemporary interior. Fusing velvet and brass, natural oak and glass, silk and aged brass, this interpretation of the GHYCZY collection highlights material combinations that create both warmth and serenity.



Right
Desk—Duet T73 2017 desk
Lamp—Urban MW17
Chair—Urban S02+
Side table—Pioneer T79DB
Floor lamp—Urban MW08
Armchair—Urban GP03





Safari GP05

Playful construction of solid wooden rods and metal tubing is made possible by a special joinery between wood and metal. The loose seat and backrest cushions can be adjusted to meet your personal preference. Whether it is to lounge or to sit upright; the designer likes to offer the customer autonomy to make his own choice. The arm chair has a conical shape, it is wider in the front. The GP05 is an extraordinary light weight chair and a signature piece of Peter Ghyczy.



L 62 x D 72 x SH 41
 Stainless steel matt frame
 Aluminium matt details
 Oak 2557 armrest
 Fabric F/01
 Designed by Peter Ghyczy
 2017

Right
Dining table—Pivot T48/4
Chair—Urban S02
Side table—Pioneer T79DB





[This page](#)
Armchair—Safari GP05
Stool—Concept
Chair—Urban GN1
Side table—Safari T65
Stool—Pivot T82





Right
Dining table—Pivot T48
Wall shelf—Pioneer RP03+



Embassy T81/2
Making furniture can be defined as making joints (joinery = carpentry).
This furniture tells an intriguing dialogue between history and modernity. The joints are an evolution of a design by Peter Ghyczy from begin of the 70's. The solid wooden parts are connected in a new way by a cast metal part; elegant and aesthetic.



L 66 x W 66 x H 40
Glass 10 mm
Walnut legs
Brass gloss details
Designed in 2016



Urban T88
Wooden beams formed to symbolise the weight resting on them. It is bent like the curve of a spine. Thinner at the top and stronger at the bottom. 3 legs are chosen for harmony and maximum stability. They are connected in the intersection with a cast metal part.
Can be bespoke ordered as a dinning table.



Ø 120 x H 40
Glass 24 mm
Oak pure legs
Aluminium gloss details
Designed in 2009



Duet GB03
Upholstered bench on a slender metal frame. A light weight construction, easy to pick up and move. Customisable in size; can be used as footrest or bed-end.



L 140 x W 50 x H 35
Brass gloss frame
Brass gloss details
Fabric F/01
Designed by Peter Ghyczy
2016

Urban S02
Avant-garde in its look and function, this lightweight design features a flexible backrest, which adjusts to the movement of the person using it. Supportive regardless of a person's size, it is a piece that possesses unexpected practicality. The frame of this chair is made from a stainless steel tube bent in a flowing line. The backrest pivots for greater comfort.



H 83 x W 50 x SH 44
Ristretto frame
Ristretto details
Fabric F/19
Designed by Peter Ghyczy
1986

Embassy T83/2D
Making furniture can be defined as making joints
(joinery = carpentry).
This furniture tells an intriguing dialogue between history
and modernity. The joints are an evolution of a design by
Peter Ghyczy from begin of the 70's. The solid wooden parts
are connected in a new way by a cast metal part; elegant
and aesthetic.

L 146 x W 76 x H 35
Glass 10 mm
Cherry nature legs
Brass matt details
Designed in 2016



Pioneer T79DB

The T79 is versatile as it is modest. Three stainless steel legs are secured to the glass top by cast metal details. To be ordered in different heights and arranged as nesting tables. The 10 mm glass top is available in clear, 'optiwhite', tinted or satin finish.



D 50 x H 50
Glass 10 mm
Brass gloss legs
Brass gloss details
Oak white wash tray
Designed by Peter Ghyczy
2012



Safari GP05

Playful construction of solid wooden rods and metal tubing is made possible by a special joinery between wood and metal. The loose seat and backrest cushions can be adjusted to meet your personal preference. Whether it is to lounge or to sit upright; the designer likes to offer the customer autonomy to make his own choice. The arm chair has a conical shape, it is wider in the front. The GP05 is an extraordinary light weight chair and a signature piece of Peter Ghyczy.



L 62 x D 72 x SH 41
Stainless steel gloss frame
Aluminium gloss details
Wenge armrest
Fabric A&E 125
Designed by Peter Ghyczy
2017





Pioneer T79L

The T79 is versatile as it is modest. Three stainless steel legs are secured to the glass top by cast metal details. To be ordered in different heights and arranged as nesting tables. The 10 mm glass top is available in clear, 'optiwhite', tinted or satin finish.



D 45 x H 45
Glass 10 mm
Oak latte top
Brass matt legs
Brass matt details
Designed by Peter Ghyczy
2012



Left
Side table—Pioneer T79L
Chair—Urban GP03
Lamp—Urban MW08

**“My designs are based
on technical solutions
that I apply in a new way.
Technology plays the
central role in determining
their form, it is the force
of reason that pervades
the design.”**

Peter Ghyczy



Left

Trolley—Pioneer T63S

Side table—Pivot T82 2017 stainless steel

Lamp—Concept

Daybed—Concept

Floor lamp—Urban MW24

Side table - Pivot T82

Embassy T83/2D
Making furniture can be defined as making joints (joinery = carpentry). This furniture tells an intriguing dialogue between history and modernity. The joints are an evolution of a design by Peter Ghyczy from begin of the 70's. The solid wooden parts are connected in a new way by a cast metal part; elegant and aesthetic.

L 76 x W 76 x H 40
Glass 10 mm
Oak 2448 matt legs
Aluminium gloss details
Designed by Peter Ghyczy
2016







[Previous page](#)

Floor lamp—Urban MW24

Armchair—Urban GP01

Coffee table—Pivot T48/3

Sofa—Urban GP01

Side table—Embassy T83/2D

Armchair—Urban GP03

[Left](#)

Trolley—Safari TT

Desk—Safari T87

Chair—Urban S02

Lamp—Urban MW11T

Coatrack—Urban G01

**“The notion of good
taste, which,
while problematic,
has always
had a
central function in
society.”**


Peter Ghyczy



[This page](#)

Side table—Pioneer T79DB

Side table—Pioneer T82



Pivot T48/3

Intersecting frames, connected by cast metal elements, create the structure for this very rigid table frame. Suitable for a wide range of tables; coffee table, console table or dining table. According to the requirements of the construction, the tubes can be light (3 x 3 cm tubing) or strong (4 x 4 cm tubing). The top is resting on minimal metal supports designed to give the top a floating and light appearance. Next to the standard program there is possibility for custom made models: a wide choice of tops like glass, wood or stone.



L 190 x W 90 x H 35
 Glass 15 mm
 Ristretto frame
 Ristretto details
 Hexagonal supports (Z)
 Designed by Peter Ghyczy
 1990

[This page](#)
Coffee table—Pioneer T53L

[Right](#)
Showroom / HQ GHYCZY



Urban MW11T

This lamp can be clamped to a table by a handcrafted sand casted detail.
Max 35 Watts. This lamp can also be ordered with LED technology.



H 80
Stainless steel gloss rod
Aluminium matt details
Designed by Peter Ghyczy
2008

Pioneer T63S

This slender tea trolley is a piece of art on its own.
Two tempered glass plates connect the metal frames.
Small cast metal details secure the transparent construction.
The T63S is also available with two wooden trays instead of glass.



L 80 x W 40 x H 71
Glass 10 mm
Ristretto legs
Ristretto details
Designed by Peter Ghyczy
2004



Safari T87

The glass top rests on two trestles. An archetypical writing desk and an evolution of the T07. The wood dominates the trestles. The metal tubing is almost invisible, filigree and is designed to keep the wood in position. The trestle is foldable into a one: flat-pack. Other tops like wood are optional.



L 160 x D 90 x H 72
Glass 15 mm
Charcoal frame
Charcoal details
Oak wenge legs
Designed by Peter Ghyczy
2017

Urban GP01

This sofa has an airy and light weight architectural construction. This contrasts with soft cushions resting on the metal frame. The seat and back cushions are made of materials to ensure longevity and comfort. The two big armrest cushions wrap around the metal armrest to make leaning soft. GP01 is designed with an adjustable backrest, which allows to adjust the seat depth. The sofa has an appealing look from all sides and can easily be placed in the middle of a room.

L 280 x W 90 x SH 35
Stainless steel gloss frame
Aluminium gloss details
Fabric H/24
Ribbon C
Designed by Peter Ghyczy
2009





This page
Side table—Pivot T82



Pivot T82DB
This side table combines functionality with elegance. Variable tops made of glass, granite, leather or wood seem to float over a delicate construction of 1 × 2 cm stainless steel tubes. Details and frame in different finishes.



D 45 x H 50
Walnut tray
Ristretto frame
Ristretto details
Designed by Peter Ghyczy
2014

Urban GP01
This sofa has an airy and light weight architectural construction. This contrasts with soft cushions resting on the metal frame. The seat and back cushions are made of materials to ensure longevity and comfort. The two big armrest cushions wrap around the metal armrest to make leaning soft. GP01 is designed with an adjustable backrest, which allows to adjust the seat depth. The sofa has an appealing look from all sides and can easily be placed in the middle of a room.



L 90 x W 92 x SH 35
Ristretto frame
Ristretto details
Fabric H/14
Ribbon C
Designed by Peter Ghyczy
2009





Pioneer T53L
The twin frames are constructed of 3 x 3 square tubes and secured to the tabletop by cast metal details. The 15 mm glass top is available in clear, optiwhite or satin finish. Special feature is a solid wooden drawer. The strong construction makes this table versatile, fitting every interior with timeless elegance.



L 70 x W 70 x H 40
Glass 15 mm
Stainless steel matt legs
Nickel matt details
Oak 2557 drawer
Designed by Peter Ghyczy
2009





Left

Floor lamp—Urban MW12H

Dining table—Pivot T90

Pendant lamp—Concept

Chair—Urban S06+

Bench—Urban GB01



THE 2018 COLLECTION

We are delighted to present the 2018 collection designed by Peter Ghyczy.

These objects are a selection of his work. Each design has been selected in close collaboration with Peter Ghyczy and Felix Ghyczy.

These designs are intended to be used all day, every day. Over time, the surfaces will reveal minor wear and tear, creating a distinct patina and a product that is entirely unique to its owner – this natural evolution is very much part of the GHYCZY aesthetic.

THE GHYCZY SELECTION

- 121. PIONEER
- 151. BIRI
- 155. DUET
- 161. PIVOT
- 175. URBAN
- 189. SAFARI



THE PIONEER SERIES

Composed of the original designs that initially launched the GHYCZY brand, this avant-garde collection pays homage to the clamping technique that made Peter Ghyczy a pioneer in his field. After experimenting with fabricated 15mm glass in the early 1960's, Ghyczy designed the Pioneer Series with glass as the central construct. In these trailblazing designs, floating glass plates are clamped in several places, essentially holding the construction together.



Pioneer T53

The twin frames are constructed of 3 × 3 square tubes and secured to the tabletop by cast metal details. The 15 mm glass top is available in clear, optiwhite or satin finish. The strong construction makes this table versatile, fitting every interior with timeless elegance.

[See pricelist or our online catalogue for options.](#)

Tailored to customer's needs, available in various dimensions, materials and finishes.

Shown here

Pioneer T53C
L 40 x W 40 x H 50
Glass optiwhite 15 mm
Stainless steel matt legs
Aluminium matt details
Designed by Peter Ghyczy
1995

Shown here

Pioneer T53
L 90 x W 90 x H 45
Glass 15 mm
Ristretto legs
Ristretto details
Designed by Peter Ghyczy
1995



frame

C - MA - MB - MG - MM - R - RG - RM

glass B - M - O



cast part

AG - AM - C - KG - MA - MB - MG - MM
NG - NM - R





Pioneer T53D

The twin frames are constructed of 3 × 3 square tubes and secured to the tabletop by cast metal details. The 15 mm glass top is available in clear, optiwhite or satin finish. The strong construction makes this table versatile, fitting every interior with timeless elegance.

See pricelist or our online catalogue for options.

Tailored to customer's needs, available in various dimensions, materials and finishes.

Shown here

L 140 x W 70 x H 50
Glass optiwhite 15 mm
Brass patinated legs
Brass patinated details
Designed by Peter Ghyczy
1995



C - MA - MB - MG - MM - R - RG - RM

glass B - M - O



AG - AM - C - KG - MA - MB - MG - MM
NG - NM - R

cast part

Pioneer T55

A table reduced to it's quintessence. The T55 can be ordered in an endless amount of options. Multiple dimensions can be adapted the recreate side and a coffeetable. The discreet legs support the glass tabletop. Constructed of square 3 × 3 tubes and secured to the tabletop by cast metal details. The 15 mm glass top is available in clear, optiwhite or satin finish. The strong construction makes this table versatile, while it's elegance makes it appropriate for every decor.

See pricelist or our online catalogue for options.

Tailored to customer's needs, available in various dimensions, materials and finishes.

Shown here

Pioneer T55
L 100 x W 100 x H 45
Glass 15 mm
Stainless steel gloss legs
Aluminium gloss details
Designed by Peter Ghyczy
2003

Shown here

Pioneer T55D
L 50 x W 50 x H 50
Glass 15 mm
Brass matt legs
Brass matt details
Designed by Peter Ghyczy
2003



C - MA - MB - MG - MM - R - RG - RM

glass B - M - O



AG - AM - C - KG - MA - MB - MG - MM
NG - NM - R

cast part



Pioneer T55DS

A table reduced to its quintessence. The T55 can be ordered in an endless amount of options. Multiple dimensions can be adapted the recreate side and a coffeetable. The discreet legs support the glass tabletop. Constructed of square 3 x 3 tubes and secured to the tabletop by cast metal details. The 15 mm glass top is available in clear, optiwhite or satin finish. The strong construction makes this table versatile, while its elegance makes it appropriate for every decor.

[See pricelist or our online catalogue for options.](#)

Tailored to customer's needs, available in various dimensions, materials and finishes.

Shown here

L 100 x W 100 x H 45
Glass 15 mm
Brass patinated legs
Brass patinated details
Designed by Peter Ghyczy 2003



C - MA - MB - MG - MM - R - RG - RM

glass B - M - O



C - AG - AM - KG - MA - MB - MG - MM
NG - NM - R

weel styles A - B - C



Pioneer T54/3 + D04 drawer optional

Twin frames support a glass tabletop. The frames are constructed of square 3 x 3 tubes and secured to the tabletop by cast metal details. The 15 mm glass top is available in clear, optiwhite or satin finish. Special feature is a solid wooden drawer. The strong construction makes this table versatile, while its elegance makes it appropriate for every decor. The 15 mm glass top is available in clear, optiwhite or satin finish. The strong construction makes this table versatile, while its elegance makes it appropriate for every decor.

[See pricelist or our online catalogue for options.](#)

Tailored to customer's needs, available in various dimensions, materials and finishes.

Shown here

L 200 x W 40 x H 72
Glass 15 mm
Stainless steel gloss legs
Nickel gloss details
Cherry 2496 drawer
Designed by Peter Ghyczy 1997




C - MA - MB - MG - MM - R - RG - RM

glass B - M - O



AG - AM - C - KG - MA - MB - MG - MM
NG - NM - R



Pioneer T54/4

Twin frames support a glass tabletop. The frames are constructed of square 4 x 4 tubes and secured to the tabletop by cast metal details. The 15 mm glass top is available in clear, optiwhite or satin finish. The strong construction makes this table versatile, while its elegance makes it appropriate for every decor.

[See pricelist or our online catalogue for options.](#)

Tailored to customer's needs, available in various dimensions, materials and finishes.

Shown here

L 200 x W 40 x H 72
Glass 24 mm
Stainless steel gloss legs
Nickel gloss details
Designed by Peter Ghyczy
1997



C - MA - MB - MG - MM - R - RG - RM

glass B - M - O



AG - AM - C - KG - MA - MB - MG - MM
NG - NM - R

cast part



Pioneer TC

The table is constructed completely of glass plate, and the joints are mitred and glued. Cast metal details secure three casters to the table, giving it manoeuvrability. The top glass plate is 33 x 33 cm in area and 12 mm thick. The carrying capacity is 30 kg.

[See pricelist or our online catalogue for options.](#)

Tailored to customer's needs, available in various dimensions, materials and finishes.

Shown here

L 33 x W 33 x H 51
Glass 12 mm
Aluminium gloss details
Designed by Peter Ghyczy
2005

glass B



AG - AM - C - KG - MA - MB - MG - MM
NG - NM - R

cast part



Pioneer R03

This often imitated shelving system is based on an original GHYCZY design from 1970. An aluminium mount supports a glass shelf, which is anchored by screws. Hooks may be mounted to the aluminium support and are available as accessories.

[See pricelist or our online catalogue for options.](#)

Tailored to customer's needs, available in various dimensions, materials and finishes.

Shown here

Pioneer R03
W 80 x D 30
Glass 10 mm
Aluminium adonised silver frame
Aluminium matt details
Designed by Peter Ghyczy 1970

Shown here

Pioneer R03L
W 200 X D 30
Glass 10 mm
Aluminium adonised silver frame
Aluminium matt details
Designed by Peter Ghyczy 2001



frame

AA - C - CH - R



cast part

AG - AM - C - R

glass B - G - M - O





Pioneer T79

The T79 is versatile as it is modest. Three stainless steel legs are secured to the glass top by cast metal details. To be ordered in different heights and arranged as nesting tables. The 10 mm glass top is available in clear, 'optiwhite', tinted or satin finish.

See pricelist or our online catalogue for options.

Tailored to customer's needs, available in various dimensions, materials and finishes.

Shown here

D 50 x H 45
Glass 10 mm
Ristretto legs
Ristretto details
Designed by Peter Ghyczy
2012



frame

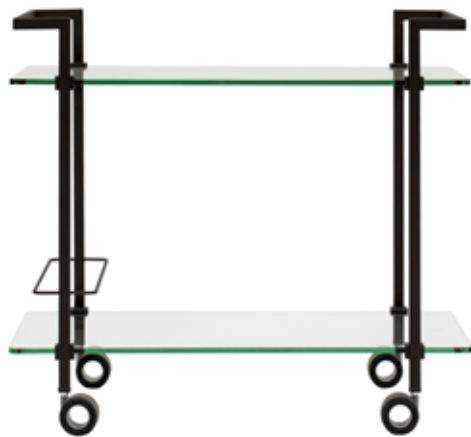
C - KG - MA - MB - MG - MM - R - RG - RM

glass B - G - M - O



cast part

AG - AM - C - KG - MA - MB - MG - MM
NG - NM - R



Pioneer T63S

This slender tea trolley is a piece of art on its own. Two tempered glass plates connect the metal frames. Small cast metal details secure the transparent construction. The T63S is also available with two wooden trays instead of glass.

See pricelist or our online catalogue for options.

Tailored to customer's needs, available in various dimensions, materials and finishes.

Shown here

L 80 x W 40 x H 71
Glass 10 mm
Ristretto legs
Ristretto details
Designed by Peter Ghyczy
2004



frame

C - MA - MB - MG - MM - R - RG - RM



cast part

AG - AM - C - KG - MA - MB - MG - MM
NG - NM - R

glass B - G - M - O

wheel
styles A - B



Pioneer T53L

The twin frames are constructed of 3 × 3 square tubes and secured to the tabletop by cast metal details. The 15 mm glass top is available in clear, optiwhite or satin finish. Special feature is a solid wooden drawer. The strong construction makes this table versatile, fitting every interior with timeless elegance.

[See pricelist or our online catalogue for options.](#)

Tailored to customer's needs, available in various dimensions, materials and finishes.

Shown here

L 50 x W 50 x H 50
Glass 15 mm
Stainless steel gloss legs
Nickel gloss details
Oak white wash drawer
Designed by Peter Ghyczy 2009

Shown here

L 35 x W 100 x H 72
Glass 15 mm
Brass patinated legs
Brass patinated details
Walnut drawer
Designed by Peter Ghyczy 2009

Pioneer T53L

The twin frames are constructed of 3 × 3 square tubes and secured to the tabletop by cast metal details. The 15 mm glass top is available in clear, optiwhite or satin finish. Special feature is a solid wooden drawer. The strong construction makes this table versatile, fitting every interior with timeless elegance.

[See pricelist or our online catalogue for options.](#)

Tailored to customer's needs, available in various dimensions, materials and finishes.

Shown here

L 40 x W 150 x H 72
Glass optiwhite 15 mm
Ristretto legs
Ristretto details
Oak wenge drawer
Designed by Peter Ghyczy 2009



C - MA - MB - MG - MM - R - RG - RM

glass B - M - O



AG - AM - C - KG - MA - MB - MG - MM
NG - NM - R

wood

EIK 2448 M - EIK 2448 ZG - EIK 2557 M - EIK LA M - EIK NA M
EIK NA ZG - EIK PU M - EIK WE M - EIK WE ZG - EIK WW M
KE 2448 M - KE 2448 ZG - KE 2452 M - KE 2452 ZG - KE 2483 M
KE 2483 ZG - KE 2496 M - KE 2496 ZG - KE NA M - KE NA ZG
NO NA M



C - MA - MB - MG - MM - R - RG - RM

glass B - M - O



AG - AM - C - KG - MA - MB - MG - MM
NG - NM - R

wood

EIK 2448 M - EIK 2448 ZG - EIK 2557 M - EIK LA M - EIK NA M
EIK NA ZG - EIK PU M - EIK WE M - EIK WE ZG - EIK WW M
KE 2448 M - KE 2448 ZG - KE 2452 M - KE 2452 ZG - KE 2483 M
KE 2483 ZG - KE 2496 M - KE 2496 ZG - KE NA M - KE NA ZG
NO NA M



Pioneer T54/3L

Twin frames support a glass tabletop. The frames are constructed of square 3 × 3 tubes (T54/3) or 4 × 4 (T54/4) tubes and secured to the tabletop by cast metal details. The 15 mm glass top is available in clear, optiwhite or satin finish. Special feature is a solid wooden drawer. The strong construction makes this table versatile, while it's elegance makes it appropriate for every decor.

[See pricelist or our online catalogue for options.](#)

Tailored to customer's needs, available in various dimensions, materials and finishes.

Shown here

L 40 x W 200 x H 72
Glass 15 mm
Ristretto frame
Ristretto details
Oak wenge drawer
Designed by Peter Ghyczy
2015



frame

C - MA - MB - MG - MM - R - RG - RM



cast part

AG - AM - C - KG - MA - MB - MG - MM
NG - NM - R

glass B - M - O

wood EIK 2448 M - EIK 2448 ZG - EIK 2557 M - EIK LA M - EIK NA M
EIK NA ZG - EIK PU M - EIK WE M - EIK WE ZG - EIK WW M
KE 2448 M - KE 2448 ZG - KE 2452 M - KE 2452 ZG - KE 2483 M
KE 2483 ZG - KE 2496 M - KE 2496 ZG - KE NA M - KE NA ZG
NO NA M



[Shown here](#)

D 45 x H 40
Ral 3016 drawer
Stainless steel matt legs
Aluminium matt details

[Shown here](#)

D 45 x H 40
Oak nature drawer
Stainless steel gloss legs
Aluminium gloss details

Pioneer T79DB

The T79 is versatile as it is modest. Three stainless steel legs are secured to the glass top by cast metal details. To be ordered in different heights and arranged as nesting tables. The 10 mm glass top is available in clear, 'optiwhite', tinted or satin finish.

[See pricelist or our online catalogue for options.](#)

Tailored to customer's needs, available in various dimensions, materials and finishes.

[Shown here](#)

D 50 x H 50
Glass 10 mm
Brass gloss legs
Brass gloss details
Walnut tray
Designed by Peter Ghyczy 2012

[Shown here](#)

D 50 x H 50
Glass 10 mm
Stainless steel gloss legs
Aluminium gloss details
Oak white wash tray
Designed by Peter Ghyczy 2012

Pioneer T79L

The T79 is versatile as it is modest. Three stainless steel legs are secured to the glass top by cast metal details. To be ordered in different heights and arranged as nesting tables. The 10 mm glass top is available in clear, 'optiwhite', tinted or satin finish.

[See pricelist or our online catalogue for options.](#)

Tailored to customer's needs, available in various dimensions, materials and finishes.

[Shown here](#)

D 45 x H 40
Glass 10 mm tinted
Oak 2448 drawer
Brass aged legs
Brass aged details

Designed by Peter Ghyczy 2012



C - KG - MA - MB - MG - MM - R - RG - RM

glass B - G - M - O



AG - AM - C - KG - MA - MB - MG - MM
NG - NM - R

wood EIK 2448 M - EIK 2448 ZG - EIK 2557 M - EIK LA M - EIK NA M
EIK NA ZG - EIK PU M - EIK WE M - EIK WE ZG - EIK WW M
KE 2448 M - KE 2448 ZG - KE 2452 M - KE 2452 ZG - KE 2483 M
KE 2483 ZG - KE 2496 M - KE 2496 ZG - KE NA M - KE NA ZG
NO NA M



C - KG - MA - MB - MG - MM - R - RG - RM

glass B - G - M - O



AG - AM - C - KG - MA - MB - MG - MM
NG - NM - R

wood EIK 2448 M - EIK 2448 ZG - EIK 2557 M - EIK LA M - EIK NA M
EIK NA ZG - EIK PU M - EIK WE M - EIK WE ZG - EIK WW M
RAL COLORS



Pioneer T79DS

The T79 is versatile as it is modest. Three stainless steel legs are secured to the glass top by cast metal details. To be ordered in different heights and arranged as nesting tables. The 10 mm glass top is available in clear, ‘optiwhite’, tinted or satin finish.

[See pricelist or our online catalogue for options.](#)

Tailored to customer’s needs, available in various dimensions, materials and finishes.

Shown here

D 50 x H 50
Glass 10 mm
Stainless steel gloss legs
Aluminium gloss details
Walnut tray
Designed by Peter Ghyczy
2012



frame

C - KG - MA - MB - MG - MM - R - RG - RM

glass B - G - M - O

weel
styles

A - D



cast part

AG - AM - C - KG - MA - MB - MG - MM
NG - NM - R

wood

EIK 2448 M - EIK 2448 ZG - EIK 2557 M - EIK LA M - EIK NA M
EIK NA ZG - EIK PU M - EIK WE M - EIK WE ZG - EIK WW M
KE 2448 M - KE 2448 ZG - KE 2452 M - KE 2452 ZG - KE 2483 M
KE 2483 ZG - KE 2496 M -KE 2496 ZG - KE NA M - KE NA ZG
NO NA M



Pioneer RP03 / RP01

A framed wooden panel is combined with aluminium brackets R20/10, which support the glass shelves and may be placed at any height.

[See pricelist or our online catalogue for options.](#)

Tailored to customer’s needs, available in various dimensions, materials and finishes.

Shown here

Pioneer RP03
L 31 x D 27 x H 154
Glass 10 mm
Cherry nature
Aluminium gloss details
Designed by Peter Ghyczy
2016

Shown here

Pioneer RP01
L 40 x D 18 x H 190
Glass 10 mm
Walnut
Aluminium gloss details
Designed by Peter Ghyczy
2005



frame

AA - C - R



cast part

AG - AM - C - KG - MA - MB - MG - MM
NG - NM - R

glass B - G - M - O

wood

EIK 2448 M - EIK 2448 ZG - EIK 2557 M - EIK LA M - EIK NA M
EIK NA ZG - EIK PU M - EIK WE M - EIK WE ZG - EIK WW M
KE 2448 M - KE 2448 ZG - KE 2452 M - KE 2452 ZG - KE 2483 M
KE 2483 ZG - KE 2496 M -KE 2496 ZG - KE NA M - KE NA ZG
NO NA M



Pioneer T57D

Architectural aesthetics build the main element of this coffee table. A strong base made of tempered glass and wood radiates stability while yet again the top glass plate seems to float above it. The supporting beams are adjustable in height. Metal plates cover up the top surface of the legs and secure adjustable supports for the glass top.

See pricelist or our online catalogue for options.

Tailored to customer's needs, available in various dimensions, materials and finishes.

Shown here

L 140 x W 140 x H 34-38
Glass 15 mm
Oak white wash legs
Brass patinated details

Left
Oak nature legs
Aluminium gloss details

Designed by Peter Ghyczy
2001

glass B - M - O



cast part

AG - AM - C - KG - MA - MB - MG - MM
NG - NM - R

wood EIK 2448 M - EIK 2448 ZG - EIK 2557 M - EIK LA M - EIK NA M
EIK NA ZG - EIK PU M - EIK WE M - EIK WE ZG - EIK WW M
KE 2448 M - KE 2448 ZG - KE 2452 M - KE 2452 ZG - KE 2483 M
KE 2483 ZG - KE 2496 M - KE 2496 ZG - KE NA M - KE NA ZG
NO NA M



Pioneer T66

Cast metal details secure wooden legs to the glass top. The solid wood legs and cast metal details are available in a variety of materials. The 15 mm glass top is available in clear, optiwhite or satin finish.

[See pricelist or our online catalogue for options.](#)

Tailored to customer's needs, available in various dimensions, materials and finishes.

Shown here

Pioneer T66/1
L 50 x W 50 x H 50
Glass 15 mm
Cherry wenge legs
Brass matt details
Designed by Peter Ghyczy 2000

Shown here

Pioneer T66/1D
L 60 x W 60 x H 50
Glass 15 mm
Cherry 2483 legs
Nickel gloss details
Designed by Peter Ghyczy 2000

Pioneer T66

Cast metal details secure wooden legs to the glass top. The solid wood legs and cast metal details are available in a variety of materials. The 15 mm glass top is available in clear, optiwhite or satin finish.

[See pricelist or our online catalogue for options.](#)

Tailored to customer's needs, available in various dimensions, materials and finishes.

Shown here

Pioneer T66/2D
L 120 x W 120 x H 45
Glass 15 mm
Cherry 2448 legs
Brass gloss details
Designed by Peter Ghyczy 2000

Shown here

Pioneer T66/2
L 100 x W 100 x H 45
Glass 15 mm
Cherry 2483 legs
Brass gloss details
Designed by Peter Ghyczy 2000

glass B - M - O

glass B - M - O



AG - AM - C - KG - MA - MB - MG - MM
NG - NM - R

wood

EIK 2448 M - EIK 2448 ZG - EIK 2557 M - EIK LA M - EIK NA M
EIK NA ZG - EIK PU M - EIK WE M - EIK WE ZG - EIK WW M
KE 2448 M - KE 2448 ZG - KE 2452 M - KE 2452 ZG - KE 2483 M
KE 2483 ZG - KE 2496 M - KE 2496 ZG - KE NA M - KE NA ZG
NO NA M



AG - AM - C - KG - MA - MB - MG - MM
NG - NM - R

wood

EIK 2448 M - EIK 2448 ZG - EIK 2557 M - EIK LA M - EIK NA M
EIK NA ZG - EIK PU M - EIK WE M - EIK WE ZG - EIK WW M
KE 2448 M - KE 2448 ZG - KE 2452 M - KE 2452 ZG - KE 2483 M
KE 2483 ZG - KE 2496 M - KE 2496 ZG - KE NA M - KE NA ZG
NO NA M



Pioneer T66

Cast metal details secure wooden legs to the glass top. The solid wood legs and cast metal details are available in a variety of materials. The 15 mm glass top is available in clear, optiwhite or satin finish.

[See pricelist or our online catalogue for options.](#)

Tailored to customer's needs, available in various dimensions, materials and finishes.

Shown here

L 90 x W 190 x H 72
Glass 15 mm
Oak 2448 legs
Nickel matt details
Designed by Peter Ghyczy 2000

glass B - M - O



cast part

AG - AM - C - KG - MA - MB - MG - MM
NG - NM - R

wood

EIK 2448 M - EIK 2448 ZG - EIK 2557 M - EIK LA M - EIK NA M
EIK NA ZG - EIK PU M - EIK WE M - EIK WE ZG - EIK WW M
KE 2448 M - KE 2448 ZG - KE 2452 M - KE 2452 ZG - KE 2483 M
KE 2483 ZG - KE 2496 M - KE 2496 ZG - KE NA M - KE NA ZG
NO NA M



Pioneer T63DB

This slender tea trolley is a piece of art on its own. Two tempered glass plates connect the metal frames. Small cast metal details secure the transparent construction. The T63S is also available with two glass plates.

[See pricelist or our online catalogue for options.](#)

Tailored to customer's needs, available in various dimensions, materials and finishes.

Shown here

L 70 x W 50 x H 71
Walnut nature tray
Aluminium gloss legs
Aluminium gloss details
Designed by Peter Ghyczy 2004



frame

C - MA - MB - MG - MM - R - RG - RM



cast part

AG - AM - C - KG - MA - MB - MG - MM
NG - NM - R

weel
styles

A - B

wood

EIK 2448 M - EIK 2448 ZG - EIK 2557 M - EIK LA M - EIK NA M
EIK NA ZG - EIK PU M - EIK WE M - EIK WE ZG - EIK WW M
KE 2448 M - KE 2448 ZG - KE 2452 M - KE 2452 ZG - KE 2483 M
KE 2483 ZG - KE 2496 M - KE 2496 ZG - KE NA M - KE NA ZG
NO NA M - RAL COLORS



THE BIRI SERIES

A discreet and delicate way to create a very durable frame, the cubic-base construction is at the heart of Peter Ghyczy's Biri Series. Named after a strong and consistent figure in Peter Ghyczy's formative years—his Nanny, Biri. Each design in this collection is hard working in purpose, yet graceful in finish. Built on the idea of infinite lines and geometric forms, this series is all about refined simplicity.



Biri C03

Biri Cabinet C03 is a high wooden cabinet. The cabinet is made of solid oak from 150 year old trees and dried for 3 years outside for a natural drying process. The Biri frame is made from Finnish stainless steel mirror-polished by hand. Also available as a Limited.

[See pricelist or our online catalogue for options.](#)

Tailored to customer's needs, available in various dimensions, materials and finishes.

Shown here

L 85 x W 35 x H 174
Oak white wash cabinet
Stainless steel gloss frame
Aluminium gloss details
Designed by Peter Ghyczy 2010

Biri T29/4

A continuous loop of 4 x 4 stainless steel tubes create the legs for this table. Four cast elements interrupt the loop and are available in four different styles. Glass available in 15 or 24mm thickness.

[See pricelist or our online catalogue for options.](#)

Tailored to customer's needs, available in various dimensions, materials and finishes.

Shown here

L 200 x W 40 x H 72
Glass 24 mm
Stainless steel gloss frame
Brass gloss details
Hexagonal supports (Z)
Designed by Peter Ghyczy 1986



C - MA - MB - MG - MM - R - RG - RM



AG - AM - C - KG - MA - MB - MG - MM
NG - NM - R

wood

EIK 2448 M - EIK 2448 ZG - EIK 2557 M - EIK LA M - EIK NA M
EIK NA ZG - EIK PU M - EIK WE M - EIK WE ZG - EIK WW M
KE 2448 M - KE 2448 ZG - KE 2452 M - KE 2452 ZG - KE 2483 M
KE 2483 ZG - KE 2496 M - KE 2496 ZG - KE NA M - KE NA ZG
NO NA M



C - MA - MB - MG - MM - R - RG - RM



AG - AM - C - KG - MA - MB - MG - MM
NG - NM - R

glass

B - M - O
B also available in 24mm

wood

EIK 2448 M - EIK 2448 ZG - EIK 2557 M - EIK LA M - EIK NA M
EIK NA ZG - EIK PU M - EIK WE M - EIK WE ZG - EIK WW M
KE 2448 M - KE 2448 ZG - KE 2452 M - KE 2452 ZG - KE 2483 M
KE 2483 ZG - KE 2496 M - KE 2496 ZG - KE NA M - KE NA ZG
NO NA M



THE DUET SERIES

Minimalist when it comes to materials, the Duet Series plays with the illusion of space in a series of tables and benches. A hidden inner-beam connects the two parallel and symmetrical metal frames that also function as legs. A hidden supporting bar, tucked away just under the top, gives the look of a 'floating' surface. In fact, this slender frame structure is incredibly strong.



Duet GB03

Upholstered bench on a slender metal frame. A light weight construction, easy to pick up and move. Customisable in size; can be used as footrest or bed-end.

[See pricelist or our online catalogue for options.](#)

Tailored to customer's needs, available in various dimensions, materials and finishes.

[Shown here](#)

L 90 x W 50 x H 43
Stainless steel matt frame
Aluminium matt details
Fabric V/02
Designed by Peter Ghyczy 2016

[Shown here](#)

L 90 x W 50 x H 43
Brass patinated frame
Brass patinated details
Fabric A&E 125
Designed by Peter Ghyczy 2016



frame

C - MA - MB - MG - MM - R - RG - RM

fabrics [See GHYCZY fabric samples](#)



cast part

AG - AM - C - KG - MA - MB - MG - MM
NG - NM - R





Duet T73

The frame is constructed from slender 2 × 2 stainless steel square tubing, produced with the best craftsmanship. The construction results in a very solid table made with a minimum use of material. For the plate you can choose between glass or solid wood.

[See pricelist or our online catalogue for options.](#)

Tailored to customer's needs, available in various dimensions, materials and finishes.

Shown here

L 40 x W 40 x H 45
Glass 10 mm
Ristretto frame
Ristretto details
Designed by Peter Ghyczy 2006

Shown here

L 80 x W 80 x H 38
Solid oak nature top (20 mm)
Brass gloss frame
Brass gloss details
Designed by Peter Ghyczy 2006

Duet T73

The frame is constructed from slender 2 × 2 stainless steel square tubing, produced with the best craftsmanship. The construction results in a very solid table made with a minimum use of material. For the plate you can choose between glass or solid wood.

[See pricelist or our online catalogue for options.](#)

Tailored to customer's needs, available in various dimensions, materials and finishes.

Shown here

L 100 x W 30 x H 65
Solid walnut nature top (20 mm)
Ristretto frame
Ristretto details
Designed by Peter Ghyczy 2006



C - MA - MB - MG - MM - R - RG - RM

glass B - G - M - O



AG - AM - C - KG - MA - MB - MG - MM
NG - NM - R

wood EIK 2448 M - EIK 2448 ZG - EIK 2557 M - EIK LA M - EIK NA M
EIK NA ZG - EIK PU M - EIK WE M - EIK WE ZG - EIK WW M
KE 2448 M - KE 2448 ZG - KE 2452 M - KE 2452 ZG - KE 2483 M
KE 2483 ZG - KE 2496 M - KE 2496 ZG - KE NA M - KE NA ZG
NO NA M



C - MA - MB - MG - MM - R - RG - RM

glass B - G - M - O



AG - AM - C - KG - MA - MB - MG - MM
NG - NM - R

wood EIK 2448 M - EIK 2448 ZG - EIK 2557 M - EIK LA M - EIK NA M
EIK NA ZG - EIK PU M - EIK WE M - EIK WE ZG - EIK WW M
KE 2448 M - KE 2448 ZG - KE 2452 M - KE 2452 ZG - KE 2483 M
KE 2483 ZG - KE 2496 M - KE 2496 ZG - KE NA M - KE NA ZG
NO NA M



THE PIVOT SERIES

Built around a central T-bar or crossbar, The Pivot Series requires minimal fixtures and no screws. Instead, everything centres on a single, mathematically driven construct. Peter Ghyczy compares the design principles at play in the Pivot Series, to those applied to a deck of cards: a simple slit and slide mechanism can make for the most pivotal construct. Once again, contrasting and unconventional design concepts come together to create something very functional.



Pivot T48/4

Intersecting frames, connected by cast metal elements, create the structure for this very rigid table frame. Suitable for a wide range of tables; coffee table, console table or dinning table. According to the requirements the construction the tubes can be light (3 x 3 cm tubing) or strong (4 x 4 cm tubing). The top is resting on minimal metal supports designed to give the top a floating and light appearance. Next to the standard program there is possibility for custom made models: a wide choice of tops like glass, wood or stone.

See pricelist or our online catalogue for options.

Tailored to customer's needs, available in various dimensions, materials and finishes.

Shown here

D 120 x H 40
glass 24 mm
Brass aged frame
Brass aged details
Hexagonal supports (Z)
Designed by Peter Ghyczy
1990



frame

C - MA - MB - MG - MM - R - RG - RM



cast part


AG - AM - C - KG - MA - MB - MG - MM
NG - NM - R

glass

B - M - O
B also available in 24mm

wood

EIK 2448 M - EIK 2448 ZG - EIK 2557 M - EIK LA M - EIK NA M
EIK NA ZG - EIK PU M - EIK WE M - EIK WE ZG - EIK WW M
KE 2448 M - KE 2448 ZG - KE 2452 M - KE 2452 ZG - KE 2483 M
KE 2483 ZG - KE 2496 M - KE 2496 ZG - KE NA M - KE NA ZG
NO NA M





Pivot T48/3

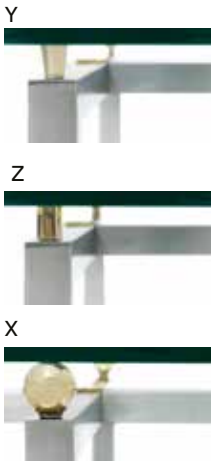
Intersecting frames, connected by cast metal elements, create the structure for this very rigid table frame. Suitable for a wide range of tables; coffee table, console table or dinning table. According to the requirements the construction the tubes can be light (3 × 3 cm tubing) or strong (4 × 4 cm tubing). The top is resting on minimal metal supports designed to give the top a floating and light appearance. Next to the standard program there is possibility for custom made models: a wide choice of tops like glass, wood or stone.

[See pricelist or our online catalogue for options.](#)

Tailored to customer's needs, available in various dimensions, materials and finishes.

Shown here

D 120 x H 40
Glass 15 mm
Ristretto frame
Ristretto details
Hexagonal supports (Z)
Designed by Peter Ghyczy
1990



Pivot T48/4


Intersecting frames, connected by cast metal elements, create the structure for this very rigid table frame. Suitable for a wide range of tables; coffee table, console table or dinning table. According to the requirements the construction the tubes can be light (3 × 3 cm tubing) or strong (4 × 4 cm tubing). The top is resting on minimal metal supports designed to give the top a floating and light appearance. Next to the standard program there is possibility for custom made models: a wide choice of tops like glass, wood or stone.

[See pricelist or our online catalogue for options.](#)

Tailored to customer's needs, available in various dimensions, materials and finishes.

Shown here

L 200 x W 40 x H 72
Glass 24 mm
Stainless steel gloss frame
Nickel gloss details
Hexagonal supports (Z)
Designed by Peter Ghyczy
1990



C - MA - MB - MG - MM - R - RG - RM

glass B - M - O
B also available in 24mm



AG - AM - C - KG - MA - MB - MG - MM
NG - NM - R

wood EIK 2448 M - EIK 2448 ZG - EIK 2557 M - EIK LA M - EIK NA M
EIK NA ZG - EIK PU M - EIK WE M - EIK WE ZG - EIK WW M
KE 2448 M - KE 2448 ZG - KE 2452 M - KE 2452 ZG - KE 2483 M
KE 2483 ZG - KE 2496 M - KE 2496 ZG - KE NA M - KE NA ZG
NO NA M



C - MA - MB - MG - MM - R - RG - RM

glass B - M - O
B also available in 24mm



AG - AM - C - KG - MA - MB - MG - MM
NG - NM - R

wood EIK 2448 M - EIK 2448 ZG - EIK 2557 M - EIK LA M - EIK NA M
EIK NA ZG - EIK PU M - EIK WE M - EIK WE ZG - EIK WW M
KE 2448 M - KE 2448 ZG - KE 2452 M - KE 2452 ZG - KE 2483 M
KE 2483 ZG - KE 2496 M - KE 2496 ZG - KE NA M - KE NA ZG
NO NA M



Pivot T85

A variation of the favourite T3456 model. Writing desk T85 with a complete wooden top. Two Pivot style frames are used at the base, for a strong construction. The T-bar embedded within the frame allow for immense legroom. To finish, stationary can be hidden away in the solid oak tabletop, as an additional drawer sits inconspicuously underneath.

[See pricelist or our online catalogue for options.](#)

Tailored to customer's needs, available in various dimensions, materials and finishes.

Shown here

L 140 x W 70 H 75
Oak wenge top
Brass gloss frame
Brass gloss details
Designed by Peter Ghyczy 2016



C - MA - MB - MG - MM - R - RG - RM



AG - AM - C - KG - MA - MB - MG - MM
NG - NM - R

wood

EIK 2448 M - EIK 2448 ZG - EIK 2557 M - EIK LA M - EIK NA M
EIK NA ZG - EIK PU M - EIK WE M - EIK WE ZG - EIK WW M
KE 2448 M - KE 2448 ZG - KE 2452 M - KE 2452 ZG - KE 2483 M
KE 2483 ZG - KE 2496 M - KE 2496 ZG - KE NA M - KE NA ZG
NO NA M

Pivot T3456

A markedly signature piece, this design features two solid, wooden oak planks that appear to be floating. The beauty behind this design is its capacity to withstand anything. Including its ability to dismantle. The table is separated into four pieces, it is perfect for spaces that require maneuvering around odd passages or staircases. Frame made of 3 x 3 tubes. Table top in natural dried solid 3 cm oak wood planks, width about 45 cm, oil finish. Natural wood characteristics like size deviations, cracks and knots possible.

[See pricelist or our online catalogue for options.](#)

Tailored to customer's needs, available in various dimensions, materials and finishes.

Shown here

L 300 x W 93 x H 75
Oak oil black top
Brass aged frame
Brass aged details
Designed by Peter Ghyczy 2010



C - MA - MB - MG - MM - R - RG - RM



AG - AM - C - KG - MA - MB - MG - MM
NG - NM - R

wood

EIK OIL GREY WASH - LATTE - NATURE - PURE - WHITE WASH
BLACK - WALNUT NATURE



Pivot T3456

A markedly signature piece, this design features two solid, wooden oak planks that appear to be floating. The beauty behind this design is its capacity to withstand anything. Including its ability to dismantle. Albe tob e separated into four pieces, it is perfect for spaces tat require maneuvering around odd passages or staircases. Frame made of 3 × 3 tubes. Table top in natural dried solid 3 cm oak wood planks, width about 45 cm, oil finish. Natural wood characteristics like size deviatians, cracks and knots possible.

See pricelist or our online catalogue for options.

Tailored to customer’s needs, available in various dimensions, materials and finishes.

Shown here

L 250 x W 93 x H 75
Oak oil latte top
Stainless steel matt frame
Aluminium matt details
Designed by Peter Ghyczy
2010



frame

C - MA - MB - MG - MM - R - RG - RM



cast part

AG - AM - C - KG - MA - MB - MG - MM
NG - NM - R

wood

EIK OIL GREY WASH - LATTE - NATURE - PURE - WHITE WASH
BLACK - WALNUT NATURE





Pivot T82

This side table combines functionality with elegance. Variable tops made of glass, granite, leather or wood seem to float over a delicate construction of 1 x 2 cm stainless steel tubes. Details and frame in different finishes.

See pricelist or our online catalogue for options.

Tailored to customer's needs, available in various dimensions, materials and finishes.

Shown here

Pivot T82DB
D 45 x H 50
Walnut tray
Brass matt frame
Brass matt details
Designed by Peter Ghyczy
2014

Shown here

Pivot T82
D 50 x H 50
Granite 20 mm
Stainless steel gloss frame
Aluminium gloss details
Designed by Peter Ghyczy
2014



frame

C - MA - MB - MG - MM - R - RG - RM



cast part

AG - AM - C - KG - MA - MB - MG - MM
NG - NM - R

granite G

wood EIK 2448 M - EIK 2448 ZG - EIK 2557 M - EIK LA M - EIK NA M
EIK NA ZG - EIK PU M - EIK WE M - EIK WE ZG - EIK WW M
KE 2448 M - KE 2448 ZG - KE 2452 M - KE 2452 ZG - KE 2483 M
KE 2483 ZG - KE 2496 M - KE 2496 ZG - KE NA M - KE NA ZG
NO NA M



Pivot T82

This side table combines functionality with elegance. Variable tops made of glass, granite, leather or wood seem to float over a delicate construction of 1 × 2 cm stainless steel tubes. Details and frame in different finishes.

[See pricelist or our online catalogue for options.](#)

Tailored to customer's needs, available in various dimensions, materials and finishes.

Shown here

D 35 x H 40
Blue leather top
Brass matt frame
Brass matt details
Designed by Peter Ghyczy
2014



C - MA - MB - MG - MM - R - RG - RM



AG - AM - C - KG - MA - MB - MG - MM
NG - NM - R

leather BL - N

Pivot T82

This side table combines functionality with elegance. Variable tops made of glass, granite, leather or wood seem to float over a delicate construction of 1 × 2 cm stainless steel tubes. Details and frame in different finishes.

[See pricelist or our online catalogue for options.](#)

Tailored to customer's needs, available in various dimensions, materials and finishes.

Shown here

D 35 x H 50
Satin glass 10 mm
Brass matt frame
Brass matt details
Designed by Peter Ghyczy
2014



C - MA - MB - MG - MM - R - RG - RM



AG - AM - C - KG - MA - MB - MG - MM
NG - NM - R

glass B - G - M - O



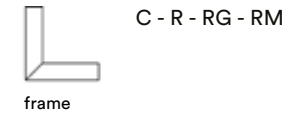
THE URBAN SERIES

Practical, elegant, and distinctly modern, this diverse collection of products is intended to complement any urban home with streamlined silhouettes that reveal Peter Ghyczy's ability to reinvent archetypes by reducing and distilling objects to their simplest form. Avant-garde but also adaptable, these designs easily fit into contemporary interiors.



Urban GP01

This sofa has an airy and light weight architectural construction. This contrasts with soft cushions resting on the metal frame. The seat and back cushions are made of materials to ensure longevity and comfort. The two big armrest cushions wrap around the metal armrest to make leaning soft. GP01 is designed with an adjustable backrest, which allows to adjust the seat depth. The sofa has an appealing look from all sides and can easily be placed in the middle of a room. The 2 meter version is designed so that it can be used as a (day)bed.



fabrics See GHYCZY fabric samples

See [pricelist](#) or our online [catalogue for options](#).

Tailored to customer's needs, available in various dimensions, materials and finishes.



[Shown here](#)

L 200 x W 90 x SH 41
Ristretto frame
Ristretto details
Ribbon C
Designed by Peter Ghyczy
2009

[Shown here](#)

L 90 x W 92 x SH 41
Ristretto frame
Ristretto details
Fabric Ziggy 012
Ribbon C
Designed by Peter Ghyczy
2009

[Shown here](#)

L 280 x W 90 x SH 41
Stainless steel gloss
Aluminium gloss details
Fabric H/24
Ribbon C
Designed by Peter Ghyczy
2009





Urban GP03

The construction of this chair is reduced to the minimum while keeping the comfort. The two curved intersecting frames support the upholstery. The form of the frame illustrate the load resting on them and gives an harmonious image.

[See pricelist or our online catalogue for options.](#)

Tailored to customer’s needs, available in various dimensions, materials and finishes.

Shown here

L 70 x W 70 x SH 41
Stainless steel matt frame
Fabric H/18
Ribbon C
Designed by Peter Ghyczy
2016



C - R - RG - RM

fabrics See GHYCZY fabric samples



Urban S06+

This dining chair comes with an armrest. It will give you the comfort to enjoy long nights leading to new memorable stories.

[See pricelist or our online catalogue for options.](#)

Tailored to customer’s needs, available in various dimensions, materials and finishes.

Shown here

H 80 x W 52 x SH 47
Ristretto frame
Ristretto details
Fabric F/22
Designed by Peter Ghyczy
2016



C - R - RG - RM

fabrics See GHYCZY fabric samples



AG - AM - C - KG - MA - MB - MG - MM
NG - NM - R



Urban S02

Avant-garde in its look and function, this lightweight design features a flexible backrest, which adjusts to the movement of the person using it. Supportive regardless of a person's size, it is a piece that possesses unexpected practicality. The frame of this chair is made from a stainless steel tube bent in a flowing line. The backrest pivots for greater comfort.

[See pricelist or our online catalogue for options.](#)

Tailored to customer's needs, available in various dimensions, materials and finishes.

Shown here

H 83 x W 50 x SH 44
Copper gloss frame
Copper gloss details
Fabric Brown Nubuck

Left
Ristretto frame
Ristretto details
Fabric V/02

Designed by Peter Ghyczy
1986



frame

C - KG - MA - MB - MG - MM - R - RG - RM



cast part

AG - AM - C - KG - MA - MB - MG - MM
NG - NM - R

fabrics See GHYCZY fabric samples



Urban G01

The G01 is a coatrack to be placed everywhere there is a need to hang your coat. This coatrack combines elegancy with functionalism and finds it place in your home but also in the office. Especially for children we designed the 160m version. Eight beautifully handcrafted aluminum sand casted hooks rotate around the pole of the G01 coat rack.

rod C - KG - MA - MB - MG - MM - R - RG - RM



cast part

AG - C - R



[See pricelist or our online catalogue for options.](#)

Tailored to customer's needs, available in various dimensions, materials and finishes.

[Shown here](#)

H 200
Brass matt frame
Aluminium gloss details
Designed by Peter Ghyczy
2010



Urban MW29

Playful design in different variations. MW29 as a single item (1lamp) or as an object (with more lamps), to adapt to any space. The variable heights of this pendant lamp gives your room a lightness that will make you feel like walking under clouds.

[See pricelist or our online catalogue for options.](#)

Tailored to customer's needs, available in various dimensions, materials and finishes.

[Shown here](#)


L 166 x W 40
Brass matt frame
Brass matt details
Designed by Peter Ghyczy
2010



C - MA - MB - MG - MM - R - RG - RM



AG - AM - C - KG - MA - MB - MG - MM
NG - NM - R



Urban MW10

This table lamp is a multi-tasker. The spacious construction of high quality metals leaves room for multiple ways of use as a bedside or table lamp or even a display of art. The frame of this lamp is constructed of small tubes. The glass / marble base is ideal for displaying art objects.

[See pricelist or our online catalogue for options.](#)

Tailored to customer's needs, available in various dimensions, materials and finishes.

[Shown here](#)

H 57
Brass patinated frame
Brass patinated details
Plastic white lampshade
Glass bottom
Designed by Peter Ghyczy
2006

[Shown here](#)

H 57
Brass aged frame
Brass aged details
Plastic white lampshade
Marble bottom
Designed by Peter Ghyczy
2006



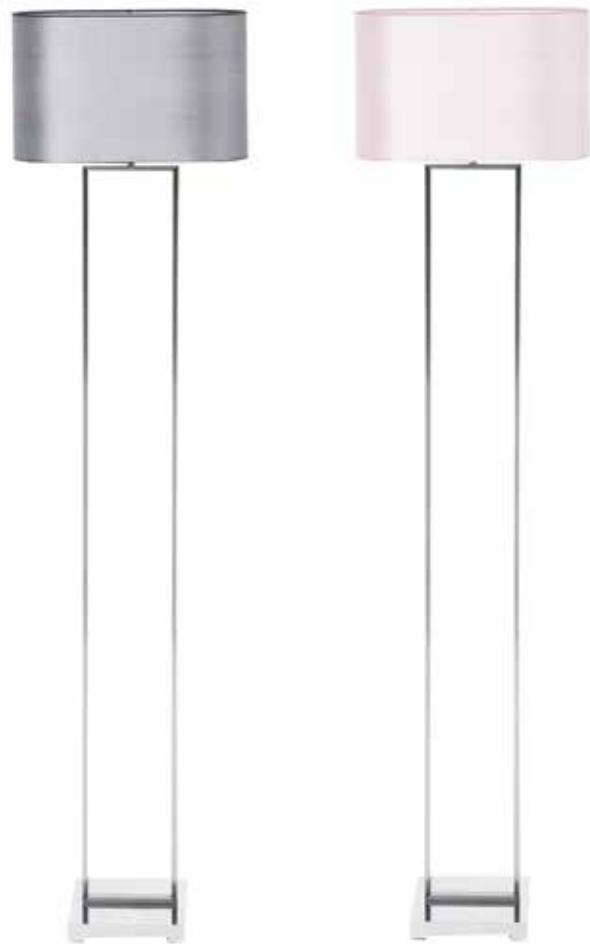
C - KG - MA - MB - MG - MM - R - RG - RM



AG - AM - C - KG - MA - MB - MG - MM
NG - NM - R

glass B - G - M - O

marble M



Urban MW24

Using sandcasted metal, this lampshade features perfectly symmetrical beams at its base. Minimal in look, at first glance this lamp appears to be levitating, yet is firmly secured to any floor surface. Frame also in other finishes. Different colors of lampshades available.

See pricelist or our online catalogue for options.

Tailored to customer's needs, available in various dimensions, materials and finishes.

Shown here

H 160
Stainless steel gloss frame
Aluminium gloss pedestal
Silk grey lampshade
Designed by Peter Ghyczy 2010

Shown here

H 160
Stainless steel gloss frame
Aluminium gloss pedestal
Silk pink lampshade
Designed by Peter Ghyczy 2010



frame

C - MA - MB - MG - MM - R - RG - RM

base

AG - C - R



THE SAFARI SERIES

Slim, functional, and convenient to move, the Safari Series was designed with the modern nomad in mind.

A special joinery technique allows for the collection's playful combination of solid wooden rods and metal tubing, highlighting Peter Ghyczy's longstanding interest in fusing materials in new and innovative ways.



Safari GP05

Playful construction of solid wooden rods and metal tubing is made possible by a special joinery between wood and metal. The loose seat and backrest cushions can be adjusted to meet your personal preference. Whether it is to lounge or to sit upright; the designer likes to offer the customer autonomy to make his own choice. The arm chair has a conical shape, it is wider in the front. The GP05 is an extraordinary light weight chair and a signature piece of Peter Ghyczy.

[See pricelist or our online catalogue for options.](#)

Tailored to customer's needs, available in various dimensions, materials and finishes.

Shown here

L 62 x D 72 x SH 41
Stainless steel matt frame
Aluminium matt details
Oak pure armrest
Fabric V/01
Designed by Peter Ghyczy
2017



frame

C - KG - MA - MB - MG - MM - R - RG - RM

fabrics [See GHYCZY fabric samples](#)



cast part

AG - AM - C - KG - MA - MB - MG - MM
NG - NM - R

wood EIK 2448 M - EIK 2448 ZG - EIK 2557 M - EIK LA M - EIK NA M
EIK NA ZG - EIK PU M - EIK WE M - EIK WE ZG - EIK WW M
RAL COLORS



Safari T87

The glass top rests on two trestles. An archetypical writing desk and an evolution of the T07. The wood dominates the trestles. The metal tubing is almost invisible, filigree and is designed to keep the wood in position. The trestle is foldable into a one: flat-pack. Other tops like wood are optional.

[See pricelist or our online catalogue for options.](#)

Tailored to customer's needs, available in various dimensions, materials and finishes.

Shown here

L 160 x D 90 x H 72
Glass 15 mm
Charcoal frame
Charcoal details
Oak wenge legs
Designed by Peter Ghyczy
2017

GHYCZY ARCHIVE

For more than 45 years Peter Ghyczy has been designing timeless furniture, lighting and objects for the home. Several of Peter's designs can be found in the permanent collections of renowned museums, and his products frequently make an appearance at esteemed auction houses.

Peter Ghyczy sees design as an evolution. He is intrigued by problem solving and ingenious solutions. He aims to create products that are efficient—both aesthetically, and in terms of manufacturing—and sustainable.

“Furniture you don't need to recycle is like having respect for nature.”

Peter Ghyczy



Garden Egg Chair

Peter Ghyczy Icon. Armchair, white lacquered plastic with tonus fabric. Historically known as one of the first chairs made with Polyurethane. Earlier named GN1. The chair's exterior is hard enough to withstand all weather conditions, while on the inside a soft cushioned section promotes comfort. Worthy of interior use, suitable for outdoors.

See pricelist or our online catalogue for options.

Tailored to customer's needs, available in various dimensions, materials and finishes.

Shown here
L 84 x W 74 x SH 31
White laquered plastique
Fabric red tonus
Designed by Peter Ghyczy
1968






Pioneer T14

The supporting legs are sand cast metal, partially polished in order to accentuate their solid, handcrafted character. Typical for the sand-casting process, small irregularities may exist, even in the polished surface. The legs clamp to a 15 mm glass plate. The table is available in 40 or 45 cm height, with variable length and width.

See pricelist or our online catalogue for options.

Tailored to customer's needs, available in various dimensions, materials and finishes.

Shown here
L 100 x W 100 x H 45
Glass 15 mm
Brass partially gloss legs
Designed by Peter Ghyczy
1973



Pioneer T24

The supporting legs are sand cast metal, partially polished in order to accentuate their solid, handcrafted character. Typical for the sand-casting process, small irregularities may exist, even in the polished surface. The legs (made of aluminium, brass or brass patinated) clamp to a 15 mm glass plate.

See pricelist or our online catalogue for options.

Tailored to customer's needs, available in various dimensions, materials and finishes.

Shown here T24D
L 130 x W 80 x H 52
Glass 15 mm
Brass gloss legs
Designed by Peter Ghyczy
1979



Pioneer T18

The sand cast base, in solid brass or aluminium, features the GHYCZY logo. Typical for the sand-casting process, small irregularities may exist, even in the polished surface. The 15 mm glass plate is available clear, optiwhite or satin.

[See pricelist or our online catalogue for options.](#)

Tailored to customer's needs, available in various dimensions, materials and finishes.

Shown here
L 50 x W 50 x H 50
Glass 15 mm
All parts brass patinated
Designed by Peter Ghyczy
1978




Pioneer T37

The legs of this elegant table are sand cast by hand. Typical for the sandcasting process, small irregularities may exist, even in the polished surface. The 15 mm glass top is available in clear, optiwhite or satin finish.

[See pricelist or our online catalogue for options.](#)

Tailored to customer's needs, available in various dimensions, materials and finishes.

Shown here
D 60 x H 50
Glass 15 mm
All parts brass aged
Designed by Peter Ghyczy
1990



Pioneer R24

This two-piece bracket, which anchors a glass shelf, is available in different finishes. The 10 mm glass shelves are available in a maximum width of 30 cm.

[See pricelist or our online catalogue for options.](#)

Tailored to customer's needs, available in various dimensions, materials and finishes.

Shown here
L 100 x W 30
Glass 10 mm
Brass gloss supports
Designed by Peter Ghyczy
2002


Pioneer R10

This two-piece bracket, which anchors a glass shelf, is available in different finishes. The 10 mm glass shelves are available in a maximum width of 30 cm.

[See pricelist or our online catalogue for options.](#)

Tailored to customer's needs, available in various dimensions, materials and finishes.

Shown here
L 100 x W 30
Glass 10 mm
Nickel gloss supports
Designed by Peter Ghyczy
1983



Pioneer R09

The brackets, manufactured using traditional sand casting technique, The surface is partially polished in order to accentuate the handcrafted character. Typical for the sand-casting process, small irregularities may exist, even in the polished surface. Secured by the brackets, the angle of the glass shelf is adjustable.

See pricelist or our online catalogue for options.

Tailored to customer's needs, available in various dimensions, materials and finishes.

Shown here
L 100 x W 25
Glass 15 mm
Aluminium gloss supports
Designed by Peter Ghyczy
1992



Pioneer R14 / R07

The brackets, manufactured using traditional sand casting technique, The surface is partially polished in order to accentuate the handcrafted character. Typical for the sand-casting process, small irregularities may exist, even in the polished surface. Secured by the brackets, the angle of the glass shelf is adjustable.

See pricelist or our online catalogue for options.

Tailored to customer's needs, available in various dimensions, materials and finishes.

Shown here

Pioneer R14
L 25 x W 40
Glass 15 mm
Brass gloss support
Designed by Peter Ghyczy
1983

Pioneer R07
L 40 x W 25
Glass 15 mm
Aluminium gloss supports
Designed by Peter Ghyczy
1988



Pioneer R16

A stainless steel frame constructed of 3 × 3 stainless steel tubing holds brackets for glass shelves that may be placed at any height. The brackets are sand cast.

See pricelist or our online catalogue for options.

Tailored to customer’s needs, available in various dimensions, materials and finishes.

Shown here R16F
L 80 x W 40 x H 200
Glass 10 mm
Stainless steel matt frame
Aluminium gloss details
White wash oak cabinet
Designed by Peter Ghyczy
1996

Biri GB01

Bench GB01 with a solid wooden top. Frame in different finishes. Ideal for delicious dining with a big group or in the seating area with some nice cushions.

See pricelist or our online catalogue for options.

Tailored to customer’s needs, available in various dimensions, materials and finishes.

Shown here
L 250 x W 40 x H 46
Oak nature top
Stainless steel matt frame
Aluminium gloss details
Designed by Peter Ghyczy
2011



Pioneer R14GQ / R14G

The brackets, manufactured using traditional sand casting technique, The surface is partially polished in order to accentuate the handcrafted character. Typical for the sand-casting process, small irregularities may exist, even in the polished surface. Secured by the brackets, the angle of the glass shelf is adjustable.

See pricelist or our online catalogue for options.

Tailored to customer's needs, available in various dimensions, materials and finishes.

Shown here

Pioneer R14GQ
L 100 x W 25
Glass 15 mm
Brass gloss supports
Stainless steel matt rod
Designed by Peter Ghyczy
1983

Pioneer R14G
L 70 x W 25
Glass 15 mm
Brass gloss supports
Stainless steel matt rod
Designed by Peter Ghyczy
1983

Pioneer R14GM

The brackets, manufactured using traditional sand casting technique, The surface is partially polished in order to accentuate the handcrafted character. Typical for the sand-casting process, small irregularities may exist, even in the polished surface. Secured by the brackets, the angle of the glass shelf is adjustable.

See pricelist or our online catalogue for options.

Tailored to customer's needs, available in various dimensions, materials and finishes.

Shown here
L 40 x W 25
Glass 15 mm
Brass gloss supports
Stainless steel matt rod
Designed by Peter Ghyczy
1983





Safari T65

The folding frame is constructed of 1 x 2 square tubes. Tray in solid wood and different finishes. The mechanism for just adjusting the height is cast metal an available in different versions.

See pricelist or our online catalogue for options.

Tailored to customer's needs, available in various dimensions, materials and finishes.

Shown here
L 70 x W 50 x H 50-60
Stainless steel gloss frame
Aluminium gloss details
Walnut tray
Designed by Peter Ghyczy
2005



Embassy T71

The wooden frame is constructed with cast metal fittings. Wood and metal are available in various finishes and the 10 mm glass top is available in clear, optiwhite, tinted or satin finish.

See pricelist or our online catalogue for options.

Tailored to customer's needs, available in various dimensions, materials and finishes.

Shown here
L 107 x W 107 x H 40
Glass 15 mm
Walnut nature legs
Aluminium gloss details
Designed by Peter Ghyczy
2005



Embassy T10

Minimal in its look, table T10. The tabletop is framed in solid stainless steel and rests upon acrylic supports. Glass available in clear, optiwhite, tinted or satin finish.

See pricelist or our online catalogue for options.

Tailored to customer's needs, available in various dimensions, materials and finishes.

Shown here T10/1
L 74 x W 74 x H 45
Glass 10 mm
Brass patinated frame
Designed by Peter Ghyczy
1973



Pivot T77

Frame made of 3 x 3 tubes. Table top made of clear glass. Also available with natural dried solid 3 cm oak planks, width about 45 cm.

See pricelist or our online catalogue for options.

Tailored to customer's needs, available in various dimensions, materials and finishes.

Shown here
L 230 x W 93 x H 75
Glass 15 mm
Stainless steel matt frame
Nickel matt details
Designed by Peter Ghyczy
2011



Urban TT

One of our trolleys. Convenient for next to the sofa or in the kitchen. The frame is constructed from slender 1 x 2 cm square tubes. Trays in solid wood and available in different finishes and RAL colours. Trays can be rectangular or round.

See pricelist or our online catalogue for options.

Tailored to customer's needs, available in various dimensions, materials and finishes.

Shown here
D 45 x H 61
Stainless steel gloss frame
Cherry 2448 tray
Designed by Peter Ghyczy
2003



Urban T80

Dining table T80, has a single metal leg and a wooden or glass tabletop. Widely used to furnish restaurants and projects.

See pricelist or our online catalogue for options.

Tailored to customer's needs, available in various dimensions, materials and finishes.

Shown here
L 80 x W 80 x H 73
Oak white wash top
Stainless steel gloss frame
Aluminium gloss pedestal
Designed by Peter Ghyczy
2003



Pioneer D04

Designed from solid wood with casts in aluminium, nickel, copper or brass. The standard drawer is constructed for 15 mm glass plates. Wood available in different finishes.

See pricelist or our online catalogue for options.

Tailored to customer's needs, available in various dimensions, materials and finishes.

Shown here
L 35 x W 40 x H 9
Solid oak 2448 drawer
Nickel gloss details
Designed by Peter Ghyczy
1999



Pioneer T56/1

Solid wooden legs with small cast details, available in various metals. The 15 mm glass top is available in clear, optiwhite or satin finish.

See pricelist or our online catalogue for options.

Tailored to customer's needs, available in various dimensions, materials and finishes.

Shown here
L 50 x W 50 x H 50
Glass 15 mm
Cherry wood 2448 legs
Nickel gloss details
Designed by Peter Ghyczy
1995



Urban MW08

The frame of this lamp is finished in brass patinated. Pedestal made of natural black/grey Belgian stone. Lampshade in Silk Bronze or Silk White. The socket fits standard bulbs (up to 60 Watts), as well as standard energy-efficient bulbs.

See pricelist or our online catalogue for options.

Tailored to customer's needs, available in various dimensions, materials and finishes.

Shown here
H 66
Brass patinated rod
Black stone pedestal
Silk bronze lampshade
Designed by Peter Ghyczy
1998

Urban MW17

MW17 is a small halogen lamp that balances on a flat surface. The lamp is brushed stainless steel and the shade is polished aluminium. The socket (GU10) fits halogen bulbs (a 35 Watts bulb is included) (optional LED).

See pricelist or our online catalogue for options.

Tailored to customer's needs, available in various dimensions, materials and finishes.

Shown here
H 40
Stainless steel gloss rod
Aluminium gloss details
Designed by Peter Ghyczy
2005



Urban MW12H

A 180 cm tall floor lamp with two individually adjustable halogen bulbs are the characteristic feature of the MW12H lamp (optional LED). The foot is of handcrafted aluminium sand cast.

See pricelist or our online catalogue for options.

Tailored to customer's needs, available in various dimensions, materials and finishes.

Shown here
H 180
Stainless steel gloss rod
Aluminium gloss pedestal / details
Designed by Peter Ghyczy
2008

Urban MW22

In height and length adjustable floor lamp with a heavy black stone. The fishing rod balances on the vertical tube and is clamped by a sand casted element. Frame also in other finishes. Different colors of lampshades available. A 60 Watts Globe E27 bulb is included.

See pricelist or our online catalogue for options.

Tailored to customer's needs, available in various dimensions, materials and finishes.

Shown here
H 206
Ristretto frame
Ristretto details
Forest lampshade
Designed by Peter Ghyczy
2006



Urban MW16

The MW16 is a lamp which creates indirect light. The half-shade of this lamp is a metal cast of a turtle's shell, permitting the light to be angled toward the side against a wall or downward. The socket fits halogen bulbs. The lampshade and base are sand cast and only partially polished.

See pricelist or our online catalogue for options.

Tailored to customer's needs, available in various dimensions, materials and finishes.

Shown here as a wall version

Wall lamp
Aluminium gloss detail
Aluminium gloss lampshade
Designed by Peter Ghyczy
2005



Urban MW07

The base is sand cast by hand and partially polished. The lamp is available in various heights, and the socket fits standard bulbs (up to 60 Watts), as well as standard energyefficient bulbs. Lampshade in Silk Bronze or Silk White.

See pricelist or our online catalogue for options.

Tailored to customer's needs, available in various dimensions, materials and finishes.

Shown here as a table version

H 64
Aluminium gloss rod
Aluminium gloss pedestal
Silk white lampshade
Designed by Peter Ghyczy
1983



“Innovative products
are born of innumerable
small steps.”

Peter Ghyczy

Urban MW09

The frame of this lamp is constructed with small tubes. The glass / marble base is ideal for displaying art objects. The lampshade exists in different colours. The socket fits standard bulbs (up to 60 Watts).

See pricelist or our online catalogue for options.

Tailored to customer's needs, available in various dimensions, materials and finishes.

Shown here

H 61
Ristretto frame
Ristretto details
Silk sahara lampshade
Marble bottom
Designed by Peter Ghyczy
2006



MAINTENANCE

When properly maintained, every GHYCZY product is guaranteed to last for generations. With more than forty years of experience in the industry, we've seen it for ourselves.

To ensure longevity, we recommend using care products designed and produced by GHYCZY.

Please see our website for care instructions specific to each material.

SAMPLES

Wood



Oak nature (eik na)



Oak white wash (eik ww)



Oak latte (eik la)



Oak pure (eik pu)



Oak 2557 (eik 2557)



Oak 2448 (eik 2448)



Oak wenge (eik we)



Cherry 2448 (ke 448)



Cherry wenge (ke we)



Cherry nature (ke na)



Cherry 2452 (ke 2452)



Cherry 2496 (ke 2496)



Cherry 2483 (ke 2483)



Walnut nature (no na)

Leather & Stone



Alabaster (a)



Blue leather (bl)



Granite (g)



Nubuck (n)



Marble (m)

Metal



Brass aged (ma)



Brass matt (mm)



Brass patinated (mb)



Brass gloss (mg)



Copper gloss (kg)



Stainless steel matt (rm)



Stainless steel gloss (rg)



Ristretto (r)



Charcoal (c)



Aluminium matt adonised silver (aa)



Chrome (ch)

Detail



Brass aged (ma)



Brass matt (mm)



Brass patinated (mb)



Brass gloss (mg)



Copper gloss (kg)



Nickel matt (nm)



Nickel gloss (ng)



Ristretto (r)



Aluminium matt (am)




Aluminium gloss (ag)



Charcoal (c)

Glass



Clear glass (b)



Tinted glass (g)















Satin glass (m)























































Optiwhite glass (o)

Lampshades

				
Silk white	Silk grey	Silk black		
				
Silk red	Plastic white	Silk pink	Menagerie F6940-01	
				
Creme white	Silk sahara	Forest	Silk bronze	Seven shades

Fabrics

				
F/03	H/23	H/31	H/02	H/31
				
H/31	A&E125	H/27	V/01	F/19
				
H/01	F/01	H/30	F/02	F/12
				
F/18	H/23	V/05	H/33	H/26
				
H/06	F/09	H/38	F/11	F/10
				
F/23	V/03	F/06	F/05	F/21
				
H/03	F/24	V/02	H/04	H/35
				
H/37	H/15	H/09	F/08	H/25
				
F/16	F/17	F/20	F/22	H/39
				
V/04	H/16	F/04	H/11	H/29
				
F/14	H/24	H/34	H/20	H/14
				
F/13	F/15	H/36		

PRODUCT OVERVIEW



Urban GP01
Page 114



Urban GP01
Page 180



Urban GP01
Page 38



Urban GP01
Page 108



Biri GB01
Page 207



Duet GB03
Page 160



Garden(Egg)Chair
Page 196



Urban S02
Page 185



Urban GP05
Page 187



Urban S06+
Page 186



Urban S02+
Page 52



Urban GP03
Page 182



Urban GP02



Urban GP02



Embassy T83/1
Page 78



Embassy T81/1
Page 72



Pivot T82DB
Page 175



Embassy T83/1D
Page 92



Embassy T81/1D
Page 33



Pivot T82
Page 177



Pivot T78DB
Page 175



Pivot T78
Page 209



Pivot T78
Page 209



Duet T73
Page 162



Pioneer T79L
Page 145



Pioneer T79
Page 137



Pioneer T79L



Pioneer T79DS
Page 146



Pioneer T79DB
Page 144



Duet T72
Page 208



Embassy T71
Page 213



Pioneer T66/1
Page 150



Pioneer T56/1
Page 219



Pioneer T55
Page 129



Duet T72D



Pioneer T66/1D
Page 151



Pioneer T63S
Page 138



Pioneer T63DB
Page 153



Pioneer T55D
Page 129



Pioneer T53
Page 126



Pioneer T37
Page 201



Pioneer T24
Page 199



Pioneer T18
Page 200



Pioneer T18
Page 200



Pioneer T53L
Page 140



Pioneer T53D
Page 128




Pioneer T24D
Page 199



Pioneer T14D



Embassy T10/1D



Pioneer T14
Page 198



Embassy T10
Page 214



Pioneer TC
Page 133



Pioneer T53C
Page 126



Safari T65
Page 212



Urban TT



Urban TT
Page 216



Embassy T83/2
Page 78



Embassy T81/2



Urban T88
Page 74



Embassy T83/2D
Page 92



Embassy T81/2D



Pivot T77
Page 215



Duet T73
Page 162



Duet T72
Page 208



Duet T73



Duet T72



Pioneer T66/2D



Embassy T71
Page 213



Pioneer T66/2
Page 151



Pioneer T56/2
Page 219



Pioneer T57D
Page 149



Pioneer T55D
Page 46



Pioneer T54D



Pioneer T55
Page 45




Pioneer T53
Page 46



Pioneer T48
Page 92



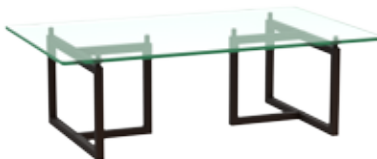
Pioneer T53
Page 128



Pioneer T24D
Page 199



Pioneer T14D



Pivot T48/3T



Biri T29



Pioneer T24



Biri T29



Pivot T48
Page 168



Pioneer T56/2



Pioneer T14
Page 198



Embassy T10
Page 214



Embassy T10



Pivot T90
Page 118



Pivot T77
Page 215



Biri T29



Pivot T3456
Page 171



Safari T87
Page 107



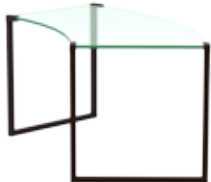
Urban T85
Page 170



Pioneer T54
Page 131



Pioneer T53



Pioneer T53



Urban T80



Urban T80
Page 217



Duet T73
Page 244



Pivot T48



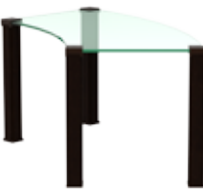
Pivot T48



Pivot T48



Pioneer T66/2
Page 155



Pioneer T66/2




Pioneer T56/2



Pioneer T56/2



Pivot T48
Page 169



Pivot T48/3T



Embassy T81/2D
Page 33



Piovt T3456
Page 172



Pivot T77
Page 215



Duet T73
Page 163



Pioneer T66/2
Page 152



Pioneer T56/2



Pioneer T54
Page 132




Pioneer T53



Pivot T48



Urban G01
Page 189



Pioneer R03
Page 134



Biri T29



Pioneer T53 + D04



Pioneer T54 + D04
Page 131



Pioneer R14GM
Page 211



Pioneer R14GQ
Page 210



Pioneer T56/2+D04



Pioneer T66/2+D04



Pioneer T54/3L
Page 143



Pioneer R14G
Page 210



Urban R28G



Pioneer T53L
Page 141



Urban MW07
Page 225



Urban MW08
Page 220



Urban MW16
Page 35



Urban MW16W
Page 224



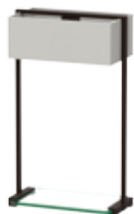
Urban MW29



Urban MW09



Urban MW09
Page 226



Urban MW10
Page 191



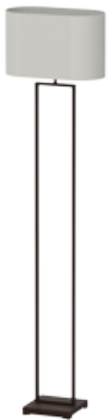
Urban MW11T
Page 104



Urban MW17
Page 221



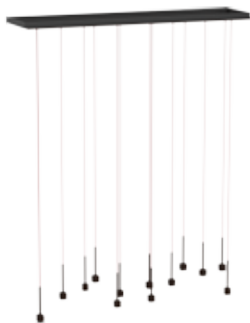
Urban MW12H
Page 222



Urban MW24
Page 192



Urban MW22
Page 223



Urban MW29
Page 190

MASTER SERIES

Our Master Series reimagines a selection of Peter Ghyczy's designs in more exclusive materials and finishes (like alabaster). Each piece is an entirely unique stand-alone object that combines opulent materials and an understated design ethos, for a subtle and sophisticated take on luxury.



Duet T73 2017 desk
L 94 x W 50 x H 75
Brass patinated frame
Brass patinated details
Walnut top
Stainless steel gloss drawer
Designed by Peter and Felix Ghyczy
2017

We used the Duet model T73 for this collector's edition designed as a desk with 2 drawers. The drawer has a stainless steel polished front.



Pivot T82 2016 alabaster
D 50 x H 50
Alabaster 30 mm
Brass matt frame
Brass matt details
Designed by Peter Ghyczy
2016

Special edition of our functional T82 side table. The brass table top is hand casted in a mold by our best craftsmen. All corners and angles are equal in this polygon table top. The surface has a natural hand polished finish. The three triangles who overlap each other, create a mysterious and symmetrical, structured pattern. We call this organised chaos, which symbolises a cosmopolitan lifestyle. Only 30 pieces will be made.





Pivot T82 the Collective Studio

D 40 x H 50

Onyx top

Brass aged frame

Brass aged details

Designed by Peter Ghyczy and the Collective Studio

2017

In collaboration with the Amsterdam based Collective Studio this object of elegance was created. The material used for the top is onyx.

Pivot T3456 the Collective Studio
L 230 x W 103 x H 75
Onyx top
Brass aged frame
Brass aged details
Designed by Peter Ghyczy and the Collective Studio
2017

In collaboration with the Amsterdam based Collective Studio this object of elegance was created. The material used for the top is onyx.





Biri C03 Limited
L 70 x W 35 x H 184
Oak white wash cabinet
Stainless steel gloss frame
Pattern in Brass matt,
Brass gloss and Brass patinated
Designed by Peter and Felix Ghyczy
2016

A conversation piece. Our Biri Cabinet C03 in a Limited version, named 'New Perspective'. Created by 476 tiles in 2mm solid natural brass. Each tile is hand polished, brushed or patinated in our atelier. The cabinet is made of solid oak made from 150 year old trees and dried for 3 years outside for a natural drying process. The inside of the cabinet is lacquered in a beautiful turquoise, resembling the Norwegian Sea. The outside of the cabinet is stained in White Wash. The Biri frame is made from Finnish stainless steel mirror-polished by hand. Only 3 pieces will be made.



Pivot T82 2017 stainless steel
D 60 x H 40-45-50
Stainless steel polished top
Stainless steel gloss frame
Aluminium gloss details
Designed by Peter and Felix Ghyczy
2017

The stainless frame holds the mirror like top. The reflective surfaces of polished stainless steel plays with its surrounding.



Pivot T82 Limited
D 60 x H 40-45-50
Handcasted brass top
Ristretto frame
Ristretto details
Designed by Peter and Felix Ghyczy
2016

Special edition of our functional T82 side table. The brass table top is hand casted in a mold by our best craftsmen. All corners and angles are equal in this polygon table top. The surface has a natural hand polished finish. The three triangles who overlap each other, create a mysterious and symmetrical, structured pattern. We call this organised chaos, which symbolises a cosmopolitan lifestyle. Only 30 pieces will be made.



