

*Paragon Semiconductor Lighting Technology*

*PSLT*

**ParagonLED**

## Specifications

**Product Type : CBHT-84-36185-230V-30**

**Issued Date : 02/01/2015**

Paragon Semiconductor Lighting Technology Co., Ltd.  
Headquarters: 3F., No.369, Sec. 2, Wenhua 2nd Rd., Linkou Dist., New Taipei City 244, Taiwan (R.O.C.)  
TEL: +886-2-2602-1066      FAX: 886-2-2601-0508

# Contents

## 1. General Description

1-1 Naming Rule

1-2 Outline dimensions

## 2. Electro-optical characteristics

2-1 Absolute Maximum Rating

2-2 Electro-optical characteristics

2-3 Graphs

2-4 Layout

## 3. Junction Temperature measurement

## 4. Reliability Test



## (2) Electro-Optical Characteristics

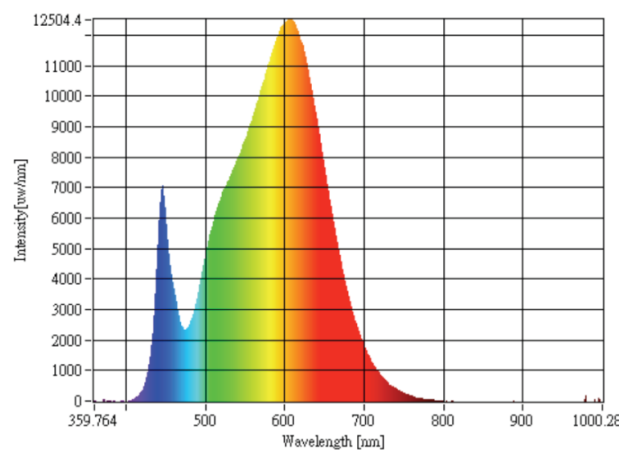
Parameter	Symbol	Condition	Min	Typ	Max	Unit
Forward Voltage	VF	—	220	230	250	V
Reverse Current	IR	—	—	—	—	$\mu\text{A}$
Luminous Intensity	$\Phi_v$	VF=230V	—	1295	—	Lm
Color rendering	Ra	VF=230V	—	80	—	
Total Harmonic Distortion	THD	VF=230V	—	15	—	%

### ※ support TRIAC DIMMING

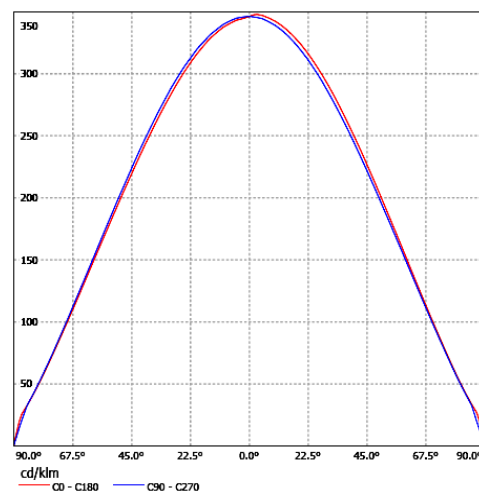
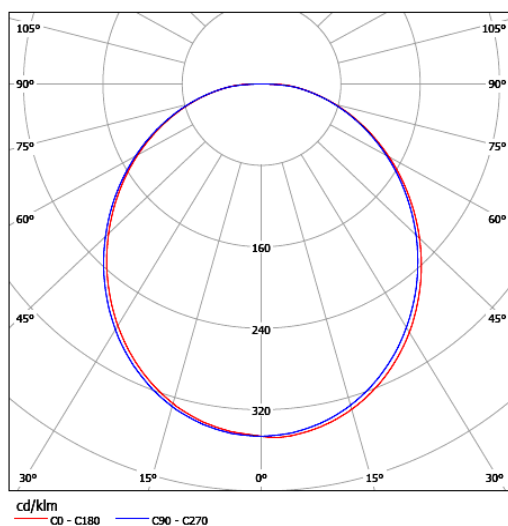
**Notice:** Operating voltage of CBHT-084 product varies from 120V~250V · users must keep the temperature of solder joint point under 85°C (with suitable heat sink), or may cause Serious luminous decay. We DO NOT guarantee of improper use.

## (3) Characteristics

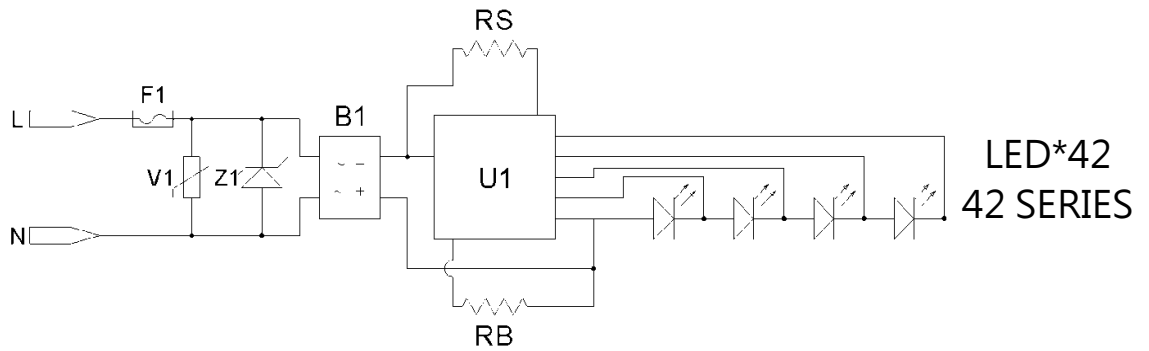
### Spectrum



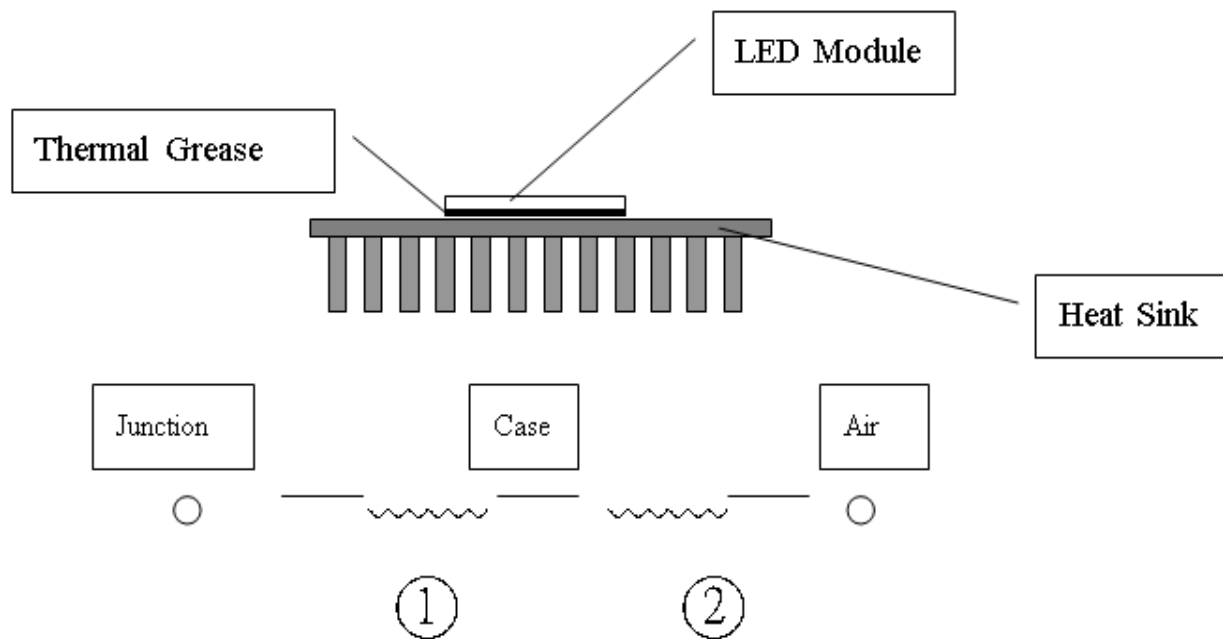
### Candle Power Distribution & Cartesian Coordinate



#### (4) Layout



### 3. Junction Temperature Measurement



- ① Thermal resistance of Junction to Case without heat sink :  $10(^{\circ}\text{C}/\text{W})$  [ Reference Value ]
- ② Thermal resistance of Case to Ambient Air: Depending on what kind of heat sink users choose. In ideal thermal dissipation situation, the thermal resistance is about  $1\sim 2^{\circ}\text{C}/\text{W}$ .

## 4. Reliability Test

Test Item	Test Conditions	Number of failed
High Temperature Storage Test	Tstg= +80°C , x1,000 hrs	0/20
Low Temperature Storage Test	Tstg=-60°C , x1,000 hrs	0/20
Continous Light-on Test	Ta= 25°C , RH=65% , x1,00 hrs	0/20
Boiling Test	Ta=100°C , RH=100% , X180mins	0/20
Thermal Cycle Test	- 40°Cx30mins , 80°Cx30mins , 100cycles	0/20

Measuring Item	Measuring Condition	Judging Criteria of Failure
Forward Voltage	VF=230V	> 0 x 1.1
Total Luminous Flux	VF=230V	< L x 0.85

***Dielectric Breakdown Voltage (Vac) of Thermal Pad must >4 KV***

***WARNING : Please ground lighting fixtures while designing lamps.  
If any damage or defect of LED caused without grounding, we do not guarantee of improper use.***