

Paragon Semiconductor Lighting Technology

PSLT

ParagonLED

Specifications

Product Type : SBAC-84-5050-120V-30

Issued Date : 06/25/2012

Contents

1. General Description

1-1 Naming Rule

1-2 Outline dimensions

2. Electro-optical characteristics

2-1 Absolute Maximum Rating

2-2 Electro-optical characteristics

2-3 Graphs

2-4 Layout

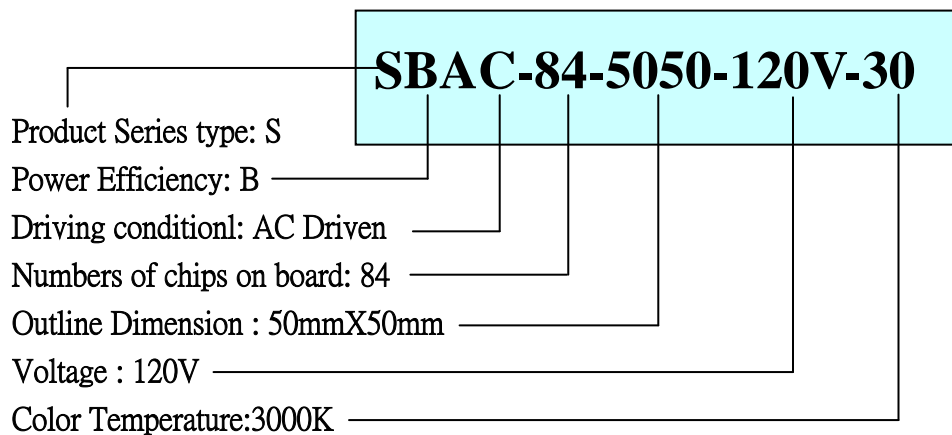
3. Junction Temperature measurement

4. Reliability Test

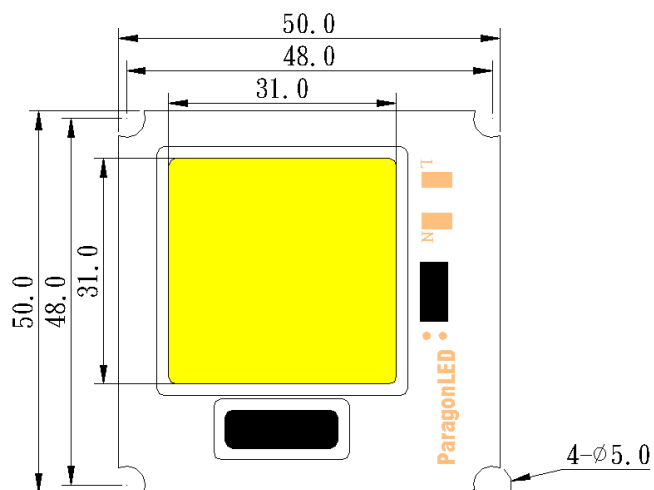
5. Instruction of ring

1. General Description

(1) Naming rule



(2) Outline Dimensions (Unit : mm / Tolerance: 0.2mm)



Thickness: 1.6±0.2mm

2. Electro-Optical Characteristics

(1) Absolute Maximum Rating

Parameter	Symbol	Value	Unit
Power Dissipation	P_D	22	W
Forward Current	I_F	—	A
Forward Voltage	V_F	120V	V
Operating Temperature	T_{opr}	-40 ~ +60	°C
Storage Temperature	T_{stg}	-40 ~ +80	°C
Assembly process temperature	T_{sol}	<300°C , 5 secs	

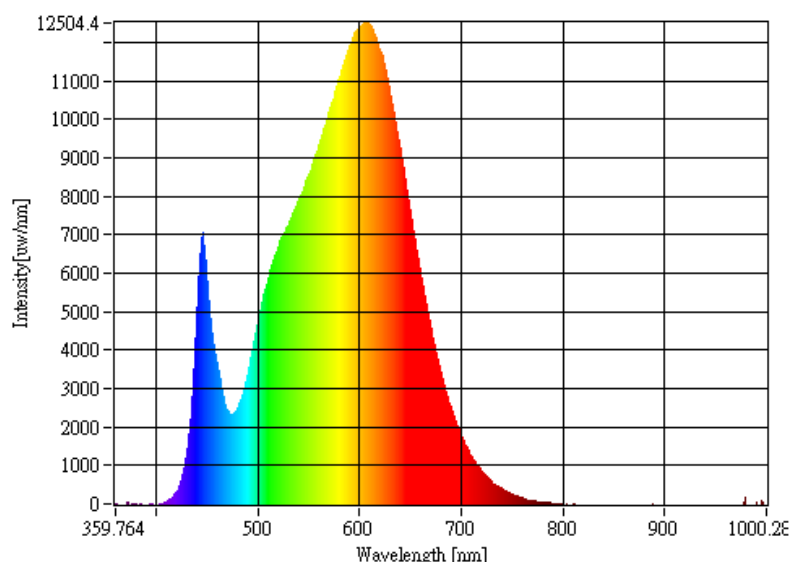
(2) Electro-Optical Characteristics

Parameter	Symbol	Condition	Min	Typ	Max	Unit
Forward Voltage	V_F	–	110	120	140	V
Luminous Intensity	Φ_v	$V_F=120V$	–	1100	–	Lm
Color rendering	Ra	$V_F=120V$	–	85	–	CRI

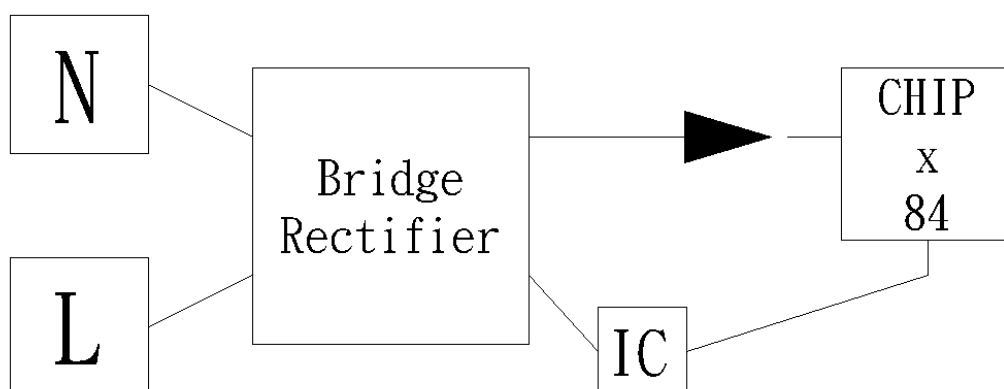
Notice: Operating current of SBAC-84 product varies from 110V~140V · users must keep the temperature of solder joint point under 60 °C (with suitable heat sink), or may cause Serious luminous decay. We DO NOT guarantee of improper use.

(3) Characteristics

Spectrum

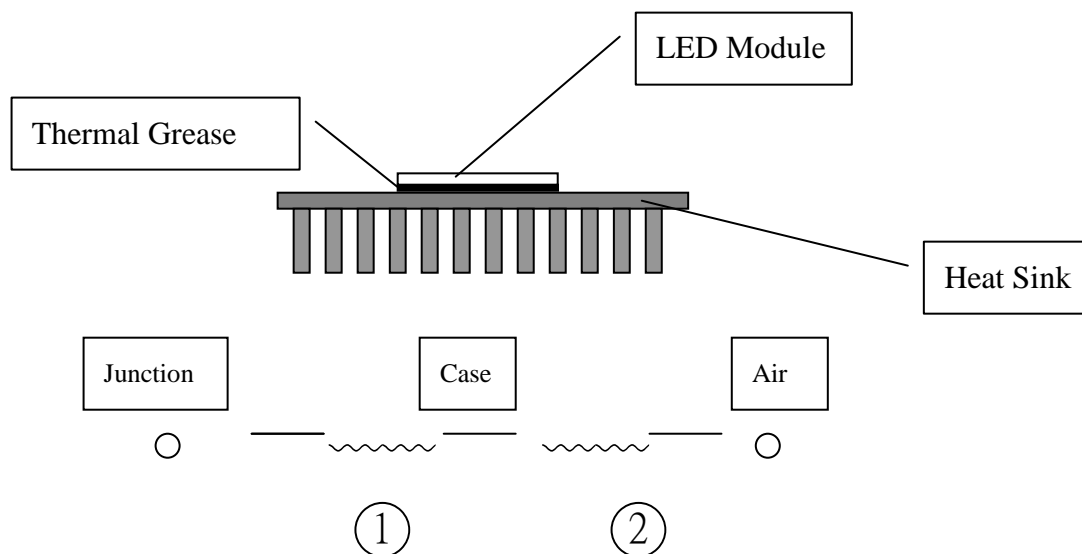


(4) Layout



42 in series x 2 in parallel=84 LED Chips

3. Junction Temperature Measurement



② Thermal resistance of Junction to Case without heat sink : $10(^{\circ}\text{C}/\text{W})$

[Reference Value]

② Thermal resistance of Case to Ambient Air: Depending on what kind of heat sink users choose. In ideal thermal dissipation situation, the thermal resistance is about $1\sim 2^{\circ}\text{C}/\text{W}$.

4. Reliability Test

Test Item	Test Conditions	Number of failed
High Temperature Storage Test	Tstg= $+80^{\circ}\text{C}$, x1,000 hrs	0/20
Low Temperature Storage Test	Tstg= -40°C , x1,000 hrs	0/20
Continous Light-on Test	Ta= 25°C , RH=65%, x1,000 hrs	0/20
Boiling Test	Ta= 100°C , RH=100%, x180mins	0/20
Thermal Cycle Test	-40°C x 30 mins, 80°C x 30 mins, 100 cycles	0/20

Measuring Item	Measuring Condition	Judging Criteria of Failure
Forward Voltage	$V_F = 120$	$> 0 \times 1.1$
Total Luminous Flux	$V_F = 120$	$< L \times 0.7$

5. Instruction of ring

