

*Paragon Semiconductor Lighting Technology*

*PSLT*

**ParagonLED**

## Specifications

**Product Type : CBAC-042-05028-120V-50**

**Issued Date : 02/01/2013**

# Contents

## 1. General Description

1-1 Naming Rule

1-2 Outline dimensions

## 2. Electro-optical characteristics

2-1 Absolute Maximum Rating

2-2 Electro-optical characteristics

2-3 Graphs

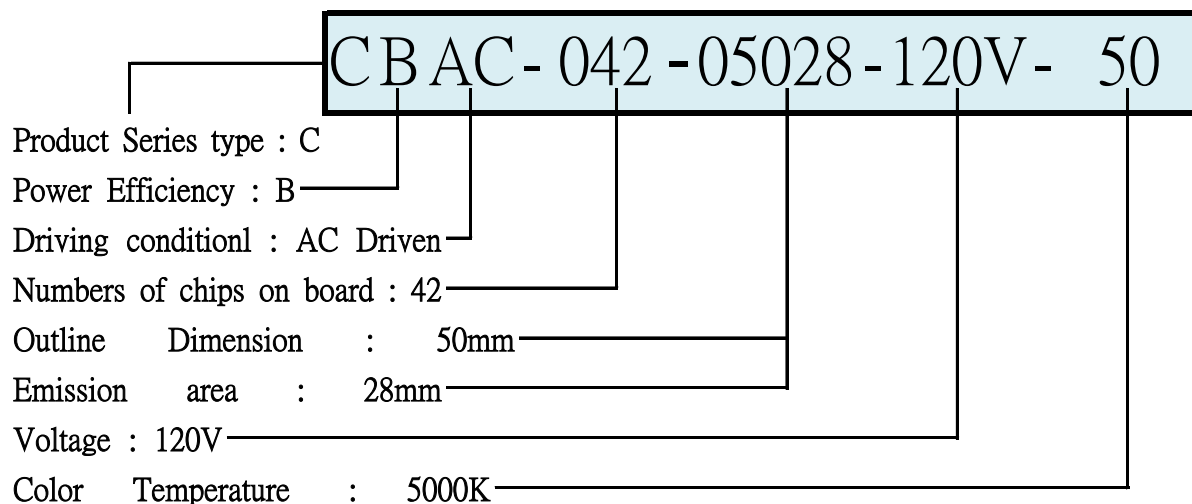
2-4 Layout

## 3. Junction Temperature measurement

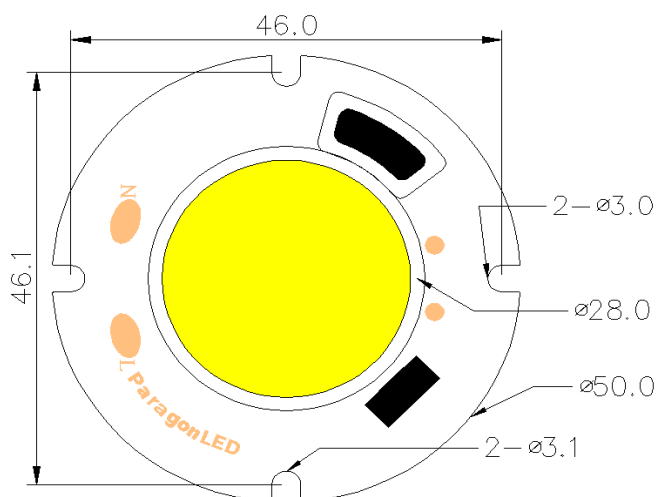
## 4. Reliability Test

## 1. General Description

### (1) Naming rule



### (2) Outline Dimensions (Unit : mm / Tolerance: 0.2mm)



Thickness :  $1.6 \pm 0.2$ mm

## 2. Electro-Optical Characteristics

### (1) Absolute Maximum Rating

Parameter	Symbol	Value	Unit
Power Dissipation	PD	11	W
Forward Current	IF	-	mA
Forward Voltage	VF	110 ~ 140	V
Operating Temperature	Topr	-40 ~ +60	°C
Storage Temperature	Tstg	-40 ~ +80	°C
Assembly process temperature	Tsol	<300°C , 5 secs	

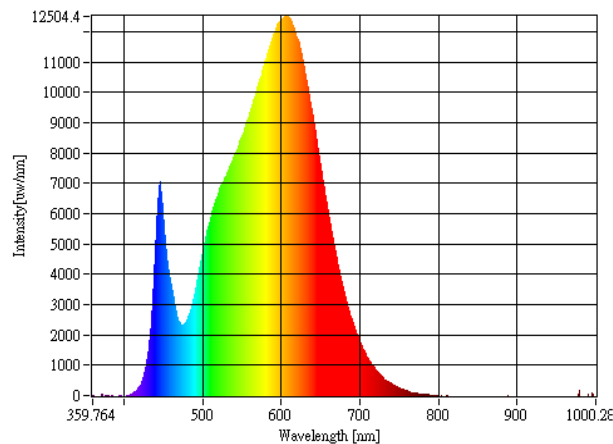
## (2) Electro-Optical Characteristics

Parameter	Symbol	Condition	Min	Typ	Max	Unit
Forward Voltage	VF	–	110	120	140	V
Reverse Current	IR	–	–	–	–	$\mu A$
Luminous Intensity	$\Phi_v$	VF=120V	–	825	–	Lm
Color rendering	Ra	VF=120V	–	70	–	

**Notice: Operating voltage of CBAC-042 product varies from 110V~140V · users must keep the temperature of solder joint point under 70°C (with suitable heat sink), or may cause Serious luminous decay. We DO NOT guarantee of improper use.**

## (3) Characteristics

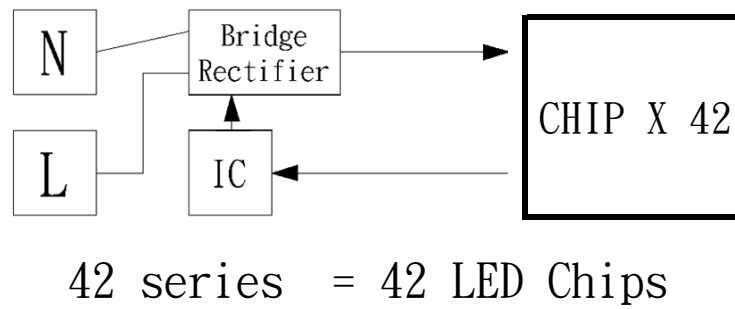
### Spectrum



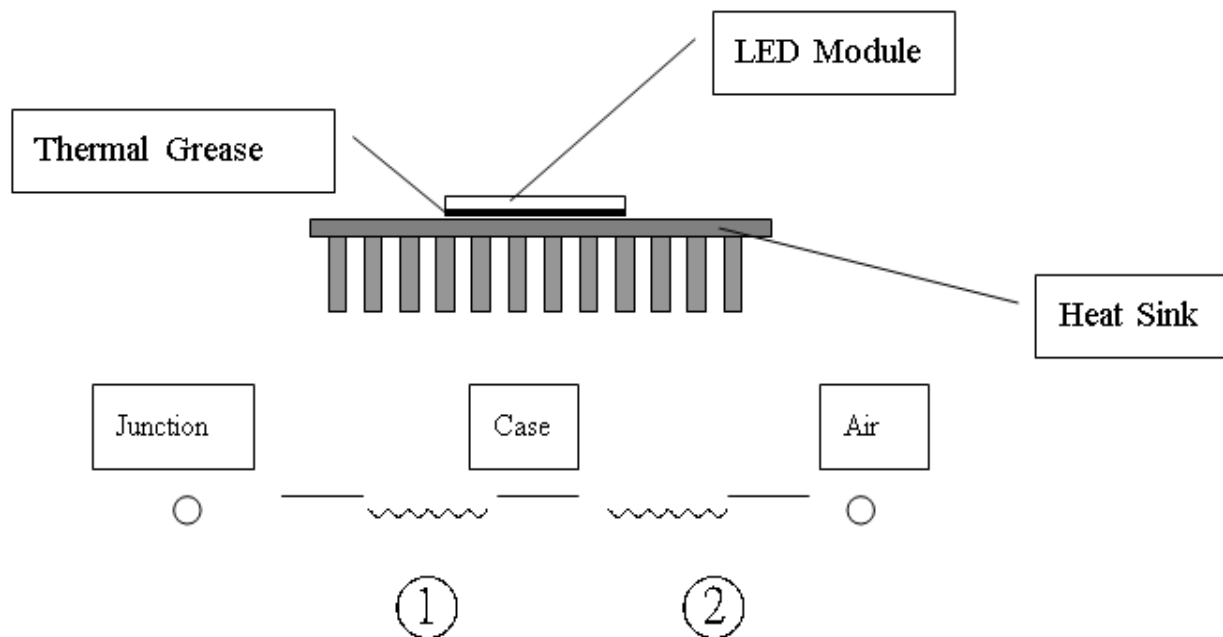
### Candle Power Distribution & Cartesian Coordinate



#### (4) Layout



### 3. Junction Temperature Measurement



- ① Thermal resistance of Junction to Case without heat sink :  $10(^{\circ}\text{C}/\text{W})$  [ Reference Value ]
- ② Thermal resistance of Case to Ambient Air: Depending on what kind of heat sink users choose. In ideal thermal dissipation situation, the thermal resistance is about  $1\sim 2^{\circ}\text{C}/\text{W}$ .

## 4. Reliability Test

Test Item	Test Conditions	Number of failed
High Temperature Storage Test	Tstg= +80°C , x1,000 hrs	0/20
Low Temperature Storage Test	Tstg=-40°C , x1,000 hrs	0/20
Continuous Light-on Test	Ta= 25°C , RH=65% , x1,00 hrs	0/20
Boiling Test	Ta=100°C , RH=100% , X180mins	0/20
Thermal Cycle Test	- 40°Cx30mins , 80°Cx30mins , 100cycles	0/20

Measuring Item	Measuring Condition	Judging Criteria of Failure
Forward Voltage	VF=120V	> 0 x 1.1
Total Luminous Flux	VF=120V	< L x 0.7